

Toolspress

high quality tooling systems

tools  press

EUROPEAN STYLE
Press Brake Tooling & Accessories

Version - 1.6

www.toolspress.com

toolspress

Spirito d'Innovazione

Toolspress è leader mondiale nella progettazione e produzione di utensili e sistemi di bloccaggio di alta qualità, per presse piegatrici. Realizziamo prodotti all'avanguardia ed innovativi, sfruttando 30 anni di esperienza ed un ampio programma di produzione, con più di mille modelli standard, che ci permettono di valutare e risolvere le problematiche proposte, ottimizzando i vostri sistemi di piegatura.

Toolspress è composta da Quattro importanti divisioni:

- Utensili Standard di Alta Precisione per Presse Piegatrici
- Utensili Speciali di Alta Precisione per Presse Piegatrici
- Sistemi di Bloccaggio per Presse Piegatrici
- Soluzioni Industriali per Presse Piegatrici
- Lame da cesoia

Queste quattro divisioni sono indipendenti e utilizzano le tecnologie più avanzate disponibili nel mercato mondiale, in questo modo possiamo garantire prodotti di alta qualità senza paragoni. La qualità Toolspress è ben conosciuta nel mercato mondiale da molti anni. I nostri clienti sono per noi partners tecnologici, grazie ad una stretta collaborazione, risolviamo e incrementiamo le loro performance di piegatura. Il mercato globale richiede sempre più tecnologia a prezzi molto competitivi e nel minor tempo possibile, per questi motivi la nostra società ricerca e sviluppa metodi di produzione che ci permettono di soddisfare le richieste dei nostri clienti.

The Spirit of Innovation

Toolspress is a world-class designer and manufacturer of high-quality press brake tooling and clamping system. We provide the most innovative products in the fabricators industries. Through a great manufacturing program with more than thousand standard model, we are able to guide your choice of the best bending system in the fastest time, due to the long experience we got in 30th years.

Toolspress has four important divisions:

- Precision Ground Standard Press Brakes Tooling
- Precision Ground Special Press Brakes Tooling
- Press Brakes Clamping System
- Industrial Solutions for Press Brakes
- Shear blades

These four divisions are independent and both use the ultimate technologies in manufacturing process available in the world market, in this way we can guarantee high precision quality products with no comparison. Toolspress quality is very well known in the world market since many years. Ours customers are for us technological partners, in fact through a tight cooperation they let us solve and improve their bending performance. The global market needs always more and more technology to a very competitive prices in the shortest time. In this way our company develops manufacturing methods that allow us to meet our costumers requirements.

The Spirit of Innovation

Toolspress® ist der weltweit führende Entwickler und Hersteller von qualitativ hochwertigen Abkantwerkzeugen und Werkzeug-Spannsysteme. Wir entwickeln und vertreiben die innovativsten Produkte im Bereich der Abkanttechnik. Durch unser großes Herstellungsprogramm mit über tausend Standardwerkzeugen sind wir in der Lage, das von Ihnen gewünschten Werkzeugsystem innerhalb kürzester Zeit zu liefern. Toolspress® verfügt über eine 30-jährige Erfahrung in der Abkanttechnik.

Toolspress® hat vier wichtige Bereiche:

- Präzisions Standard Abkantwerkzeuge
- Präzisions Spezial Abkantwerkzeuge
- Spannsysteme für Abkantwerkzeuge
- Industrielle Lösungen für Abkantpressen
- Shear blades



Diese vier Bereiche sind unabhängig, aber alle nutzen die neuesten auf dem Weltmarkt verfügbaren Fertigungstechnologie. Auf diese Weise können wir hochpräzise Qualitätsprodukte ohne Kompromisse garantieren.

Die Qualität von Toolspress® ist seit Jahren auf dem Markt bekannt.

Für uns sind unsere Kunden technologische Partner.

In enger Zusammenarbeit werden Lösungen erreicht und Abkantleistungen verbessert.

Die globalen Marktanforderungen fordern immer mehr Technologien, zu wettbewerbsfähigen Preisen, in kürzester Zeit. Daher entwickeln wir ständig neue Herstellungsverfahren, die es uns erlauben den Kundenanforderungen zu entsprechen.



Terms and Conditions

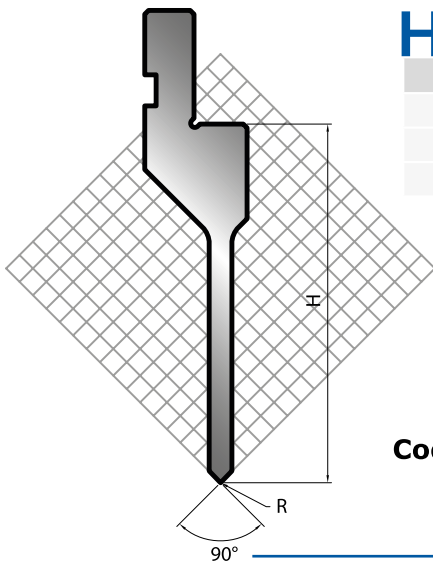
Order	Minimum order is 100 €
Credit	All orders are subject to the approval of our credit department. If you are a new account, please furnish us with a bank reference and three supplier references. A credit limit will be imposed on new accounts until credit has been established.
Payment	Terms are net 30 days.
Cancellation	In the event an order is cancelled, a charge will be made to cover labour, materials and overheads.
Returned Material	A handling charge of 25% is made on all standard parts returned for credit. Written permission and shipping instructions must be obtained before the return of any material. Special tooling cannot be returned.
Claims	All claims for shortages must be made within 3 days of the invoice date.
Prices	Prices and specifications subject to change without prior notice. E & O E. All prices are exclusive of VAT.
Delivery Charge	All orders are subject to a delivery charge. Please call the sales desk for a delivery quotation.

Termini e Condizioni

Ordini	Importo minimo 100 €
Offerta contrattuale	Le ordinazioni che pervengono alla nostra società si intendono accettate solo se confermate per iscritto. La Tp Tooling si riserva il diritto di rifiutare la proposta e/o l'ordinazione qualora la società acquirente non fornisca prova adeguata della propria identità e/o ragione sociale, sia stato inadempiente nei nostri confronti, risulti iscritto nell'elenco dei protesti o soggetto a procedure esecutive o giudiziarie.
Pagamento	Salvo contraria pattuizione da concordare ordine per ordine, il pagamento dovrà essere effettuato con R.B. a 30 gg D.F.F.M. I pagamenti devono inoltre essere effettuati nei termini e con le modalità precisati nella conferma d'ordine.
Cancellazione ordine	In caso di cancellazione dell'ordine saranno addebitati i costi di produzione sostenuti.
Resi	I resi dovranno essere autorizzati dalla Tp Tooling prima di essere spediti. Gli utensili standard potranno essere resi addebitando comunque all'Acquirente un importo pari al 25% del valore della stessa fornitura. Gli utensili speciali non potranno essere resi.
Reclami	Eventuali reclami dovranno essere resi noti per iscritto alla Tp Tooling entro e non oltre 8 giorni dal ricevimento della merce.
Prezzi	Il prezzo è quello in vigore al momento della sottoscrizione della conferma d'ordine, fatta eccezione per eventuali aumenti imposti dal mercato.
Consegna	Il prezzo si intende per resa franco stabilimento Tp Tooling

Punzoni - Punches - Stempel

Informazioni tecniche - Technical information - Technische informationen



HR

MOD.	R	H
108	0,2	94,92
108	0,6	94,4
108	0,8	94,65

Il codice utensile è un codice parlante il quale si compone allineando i seguenti valori: modello, gradi della punta, R seguito dal valore del raggio della punta, il tipo di materiale.

The code contains important information and it is obtained using the following data: model, tip degrees, letter R followed by the radius value, type of material.

Cod: 108 90° R0,2 HR

HR-TH-IH

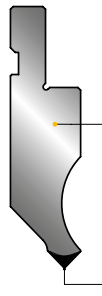


L'utensile non è sezionabile in modo standard.
The tool can't be sectioned in the standard way.



Contattateci per ulteriori chiarimenti.
Please contact us for any clarification.

Toolspress HR



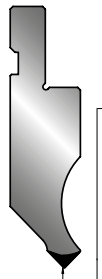
42CRM04 Bonificato a 23-28 Hrc
42CRM04 Hardening and Tempering to Hrc 23-28
42CRM04 Vergutet auf HRc 23-28
Temprato a Induzione a 55-58 Hrc
Induction Hardened to Hrc 55-58
Induktive gehartet auf HRc 55-58

Toolspress TH

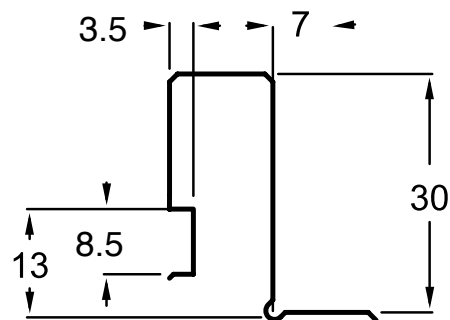


42CRM04 Temprato a Cuore 45-49 Hrc
42CRM04 Through Hardened to Hrc 45-49
42CRM04 Durchgehend vergutet auf HRc 45-49

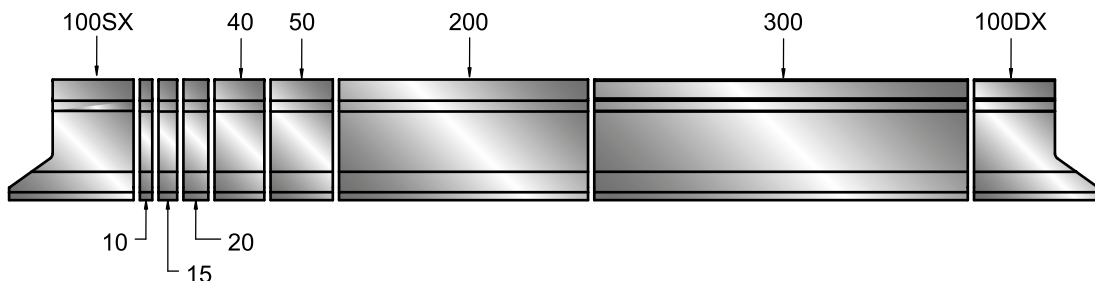
Toolspress IH



C45 Temprato a Induzione a 55-58 Hrc
C45 Induction Hardened to Hrc 55-58
C45 Induktive gehartet auf HRc 55-58



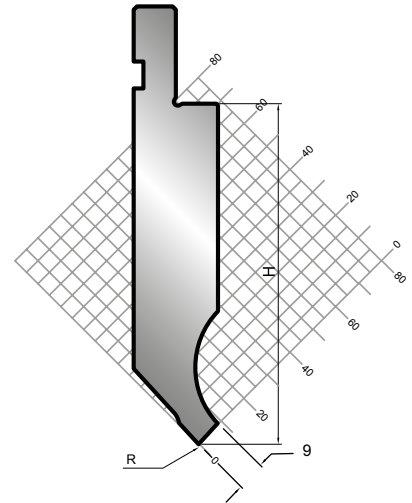
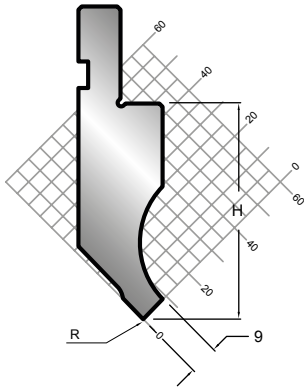
Lunghezza standard - Standard length - Standardlängen 835 mm - 415 mm - 835 mm sect.



Punzoni - Punches - Stempel

mod. 016 (HR/TH) mod. 1010 (IH) 90°

mod. 017 (HR) mod. 1018 (IH) 90°



ton/m 100 L=835 - kg 11,20

ton/m 100 L=835 - kg 18,50

HR TH

MOD.	R	H
016	0,2	66,92
016	0,6	66,4
016	0,8	66,65

IH

MOD.	R	H
1010	0,2	66,92
1010	0,8	66,65

HR

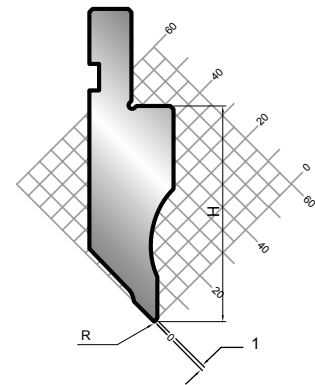
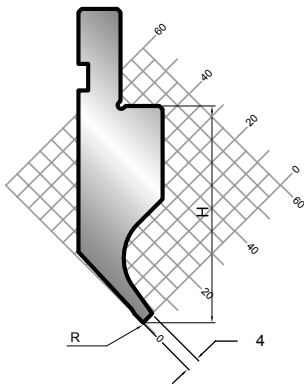
MOD.	R	H
017	0,2	104,92
017	0,6	104,4
017	0,8	104,65

IH

MOD.	R	H
1018	0,2	104,92
1018	0,8	104,65

mod. 116 (HR/TH) 90°

mod. 4901 (HR) 90°



ton/m 20 L=835 - kg 10,60

ton/m 80 L=835 - kg 10,80

HR TH

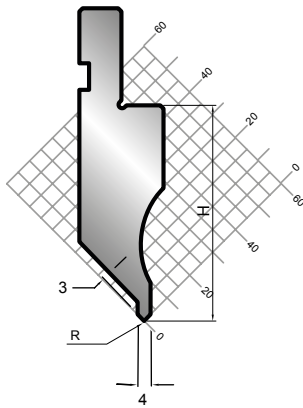
MOD.	R	H
116	0,2	66,92
116	0,6	66,4

HR TH

MOD.	R	H
4901	0,2	66,92
4901	0,6	66,4

Punzoni - Punches - Stempel

mod. 4801 (HR/TH) 90°

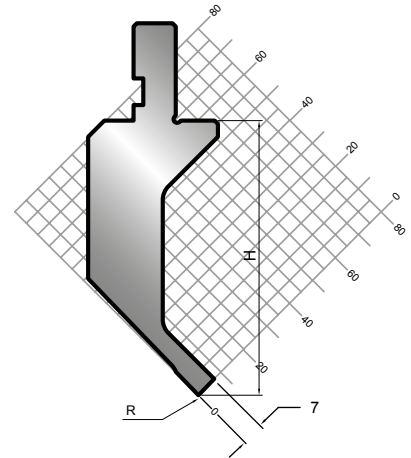


ton/m 80 L=835 - kg 10,80

HR TH

MOD.	R	H
4801	0,2	66,92
4801	0,6	66,4

mod. 1016 (TH) 90°

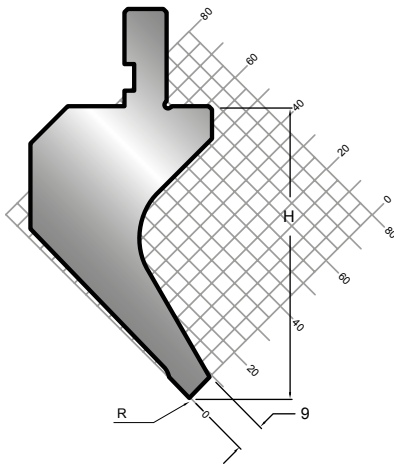


ton/m 20 L=835 - kg 14,10

TH

MOD.	R	H
1016	0,2	84,31
1016	0,6	84,15
1016	0,8	84,05

mod. 462 (HR/TH) mod. 1014 (IH) 90°



ton/m 70 L=835 - kg 19,50

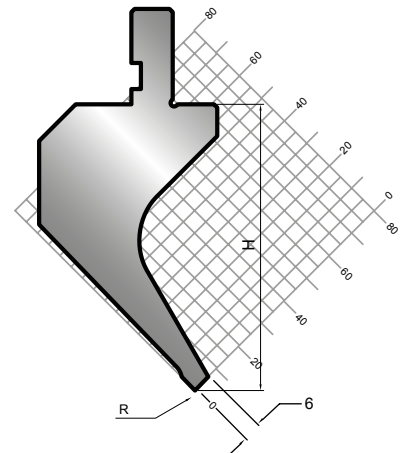
HR TH

MOD.	R	H
462	0,2	89,92
462	0,6	89,4
462	0,8	89,65

IH

MOD.	R	H
1014	0,2	89,92
1014	0,8	89,65

mod. 463 (HR/TH) 90°



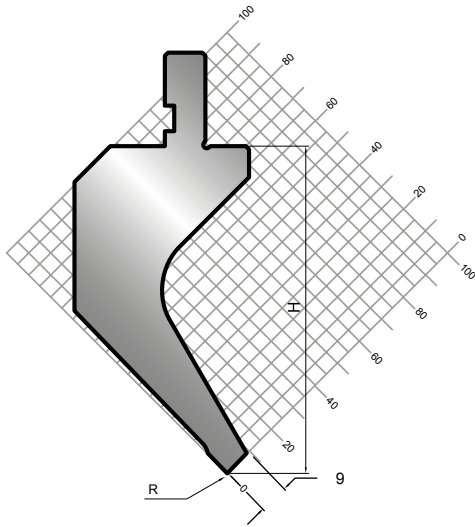
ton/m 50 L=835 - kg 19,00

HR TH

MOD.	R	H
463	0,2	89,92
463	0,6	89,4
463	0,8	89,65

Punzoni - Punches - Stempel

mod. 046 (HR/TH) mod. 1015 (IH) 90°



ton/m 50 L=835 - kg 22,20

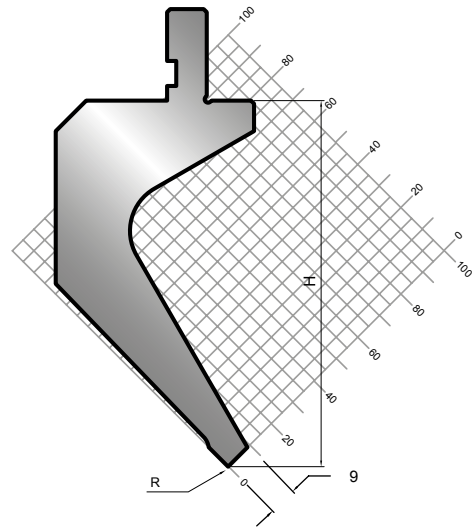
HR TH

MOD.	R	H
046	0,2	104,92
046	0,6	104,4
046	0,8	104,65

IH

MOD.	R	H
1015	0,2	104,92
1015	0,8	104,65

mod. 048 (HR/TH) 90°

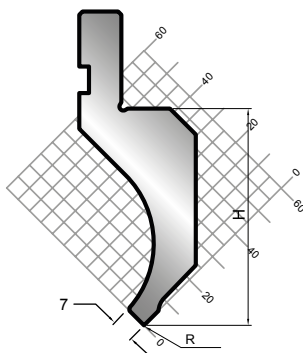


ton/m 50 L=835 - kg 25,70

HR TH

MOD.	R	H
048	0,2	119,92
048	0,6	119,4
048	0,8	119,65

mod. S2105 (HR) 90°

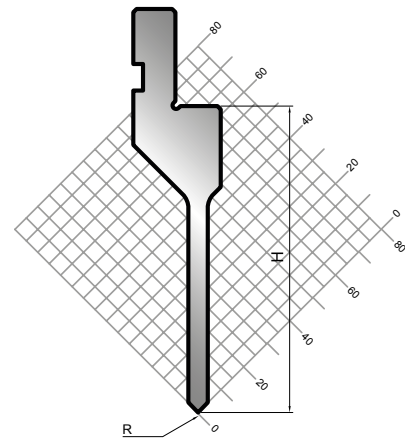


ton/m 60 L=835 - kg 10,20

HR

MOD.	R	H
S2105	0,8	66,65

mod. 108 (HR/TH) 90°



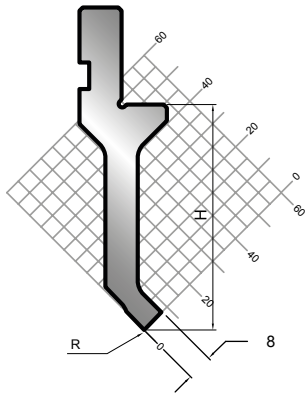
ton/m 50 L=835 - kg 9,00

HR TH

MOD.	R	H
108	0,2	94,92
108	0,6	94,4
108	0,8	94,65

Punzoni - Punches - Stempel

mod. 201 (HR/TH) 90°

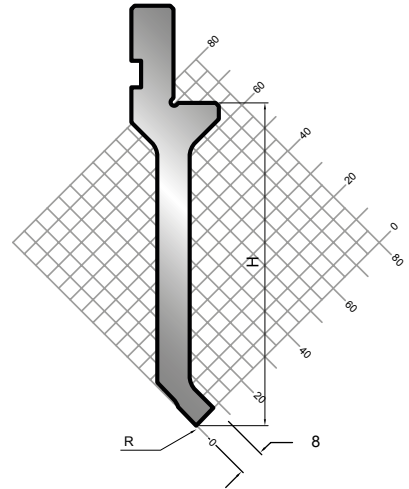


ton/m 30 L=835 - kg 8,00

HR TH

MOD.	R	H
201	0,2	69,92
201	0,6	69,4
201	0,8	69,65

mod. 203 (HR/TH) 90°

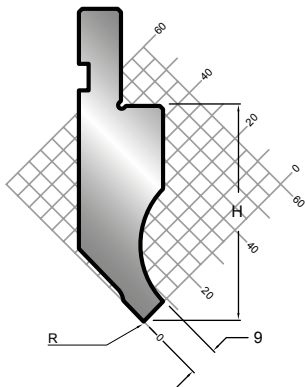


ton/m 30 L=835 - kg 10,10

HR TH

MOD.	R	H
203	0,2	99,92
203	0,6	99,4
203	0,8	99,65

mod. 004 (HR/TH) mod. 1010 (IH) 88° 85°



ton/m 100 L=835 - kg 11,20

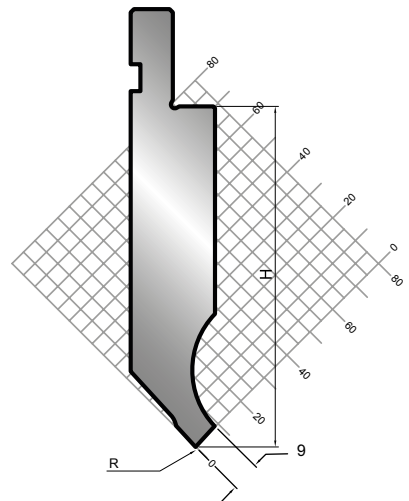
HR TH

MOD.	R	H
004	0,2	66,91
004	0,6	66,4
004	0,8	66,65
004	1,5	66,34
004	3	65,68

IH

MOD.	R	H
1010	0,2	66,91
1010	0,8	66,65
1010	1,5	66,34
1010	3	65,68

mod. 005 (HR) mod. 1018 (IH) 88° 85°



ton/m 100 L=835 - kg 17,50

HR

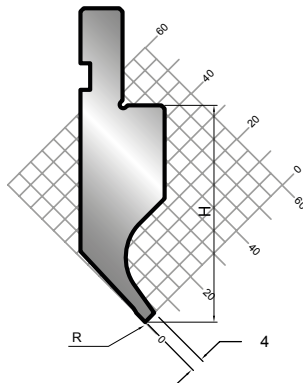
MOD.	R	H
005	0,2	104,91
005	0,6	104,4
005	0,8	104,65
005	1,5	104,34
005	3	103,68

IH

MOD.	R	H
1018	0,2	104,91
1018	0,8	104,65
1018	1,5	104,34
1018	3	103,68

Punzoni - Punches - Stempel

mod. 116 (HR/TH) 88°

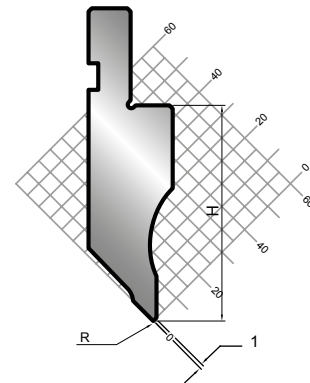


ton/m 20 L=835 - kg 10,60

HR TH

MOD.	R	H
116	0,2	66,91
116	0,6	66,4
116	0,8	66,65

mod. 4902 (HR/TH) 88°

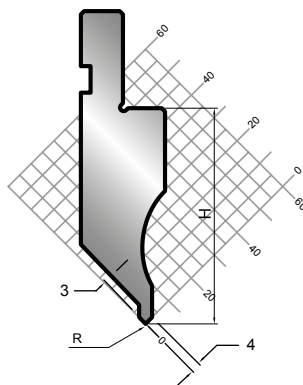


ton/m 80 L=835 - kg 10,80

HR TH

MOD.	R	H
4902	0,2	66,92
4902	0,6	66,4
4902	0,8	66,65

mod. 4802 (HR/TH) 88°

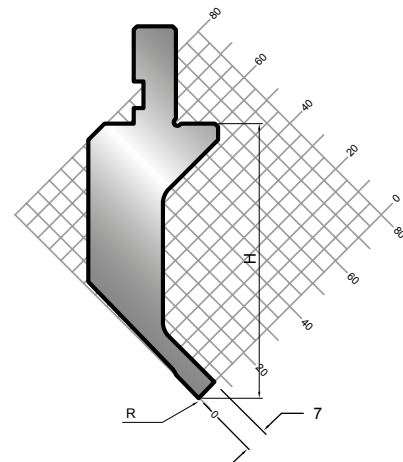


ton/m 80 L=835 - kg 10,80

HR TH

MOD.	R	H
4802	0,2	66,91
4802	0,6	66,4
4802	0,8	66,65

mod. 1016 (TH) 88°



ton/m 20 L=835 - kg 14,10

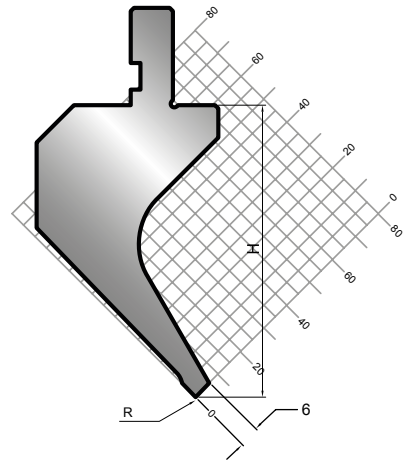
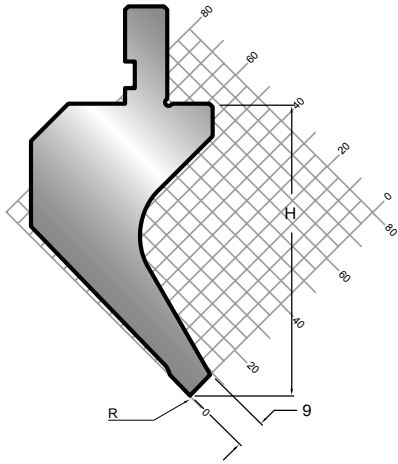
TH

MOD.	R	H
1016	0,2	84,31
1016	0,6	84,15
1016	0,8	84,05

Punzoni - Punches - Stempel

mod. 462 (HR/TH) mod. 1014 (IH) 88° 85°

mod. 453 (HR/TH) 88°



ton/m 70 L=835 - kg 19,50

ton/m 50 L=835 - kg 19,00

HR TH

MOD.	R	H
462	0,2	89,91
462	0,6	89,4
462	0,8	89,65
462	1,5	89,34
462	3	88,68

IH

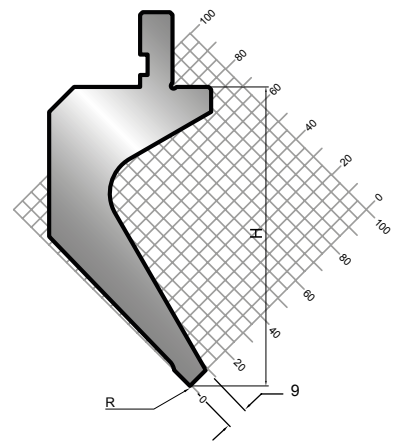
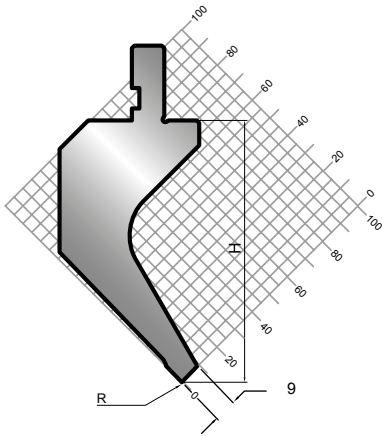
MOD.	R	H
1014	0,2	89,91
1014	0,8	89,65
1014	1,5	89,34
1014	3	88,68

HR TH

MOD.	R	H
453	0,2	89,91
453	0,6	89,4
453	0,8	89,65
453	1,5	89,34
453	3	88,68

mod. 045 (HR/TH) mod. 1015 (IH) 88° 85°

mod. 047 (HR/TH) 88° 85°



ton/m 50 L=835 - kg 22,20

ton/m 50 L=835 - kg 25,70

HR TH

MOD.	R	H
045	0,2	104,91
045	0,6	104,4
045	0,8	104,65
045	1,5	104,34
045	3	103,68

IH

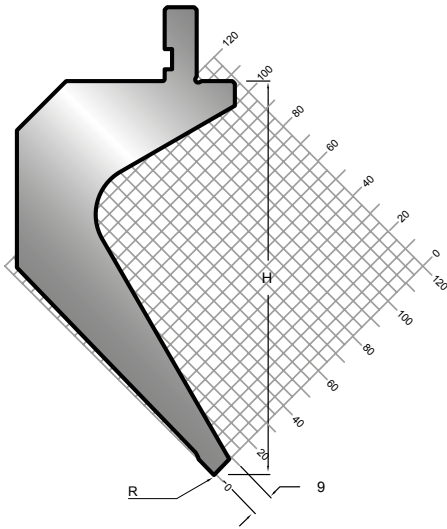
MOD.	R	H
1015	0,2	104,91
1015	0,8	104,65
1015	1,5	104,34
1015	3	103,68

HR TH

MOD.	R	H
047	0,2	119,91
047	0,6	119,4
047	0,8	119,65
047	1,5	119,34
047	3	118,68

Punzoni - Punches - Stempel

mod. 472 (HR) 88° 85°

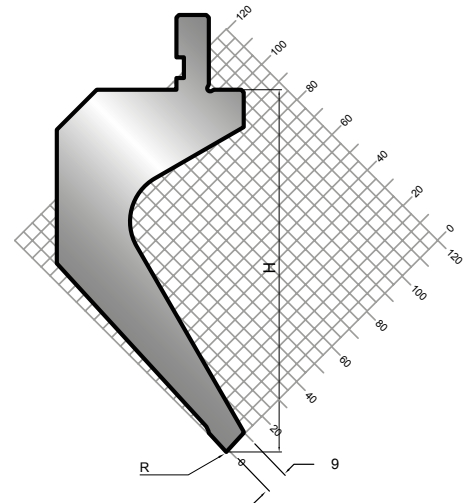


ton/m 50 L=835 - kg 40,70

HR

MOD.	R	H
472	0,6	159,4
472	0,8	159,65

mod. 473 (HR) 88° 85°

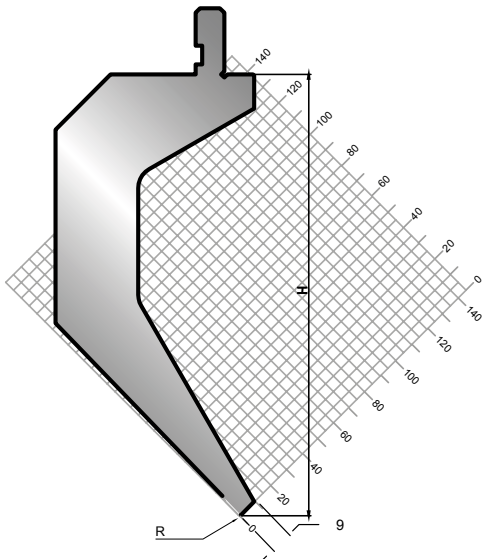


ton/m 50 L=835 - kg 35,00

HR

MOD.	R	H
473	0,6	144,4
473	0,8	145

mod. S2041 (HR) 88°

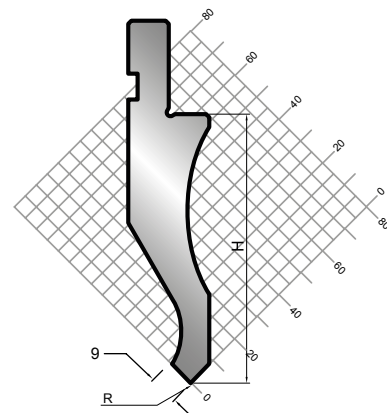


ton/m 80 L=505 - kg 32,50

HR

MOD.	R	H
S2041	0,8	200

mod. 1019 (IH) 88° 85°



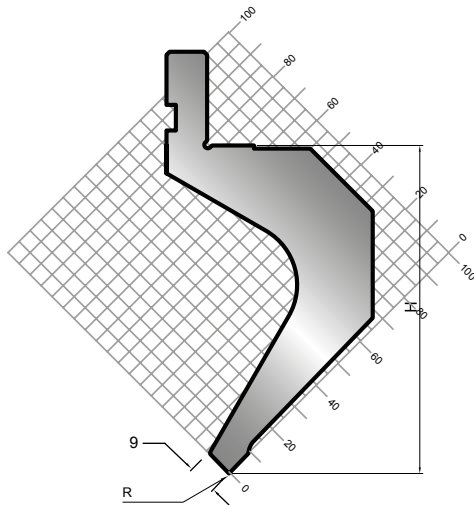
ton/m 50 L=835 - kg 11,30

IH

1019	0,8	86
------	-----	----

Punzoni - Punches - Stempel

mod. S2101 (HR) 88° 85°

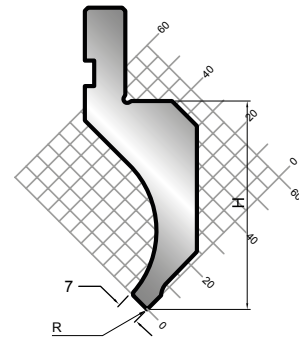


ton/m 30 L=835 - kg 26,00

HR

MOD.	R	H
S2101	0,8	104,65

mod. S2100 (HR) 88° 85°

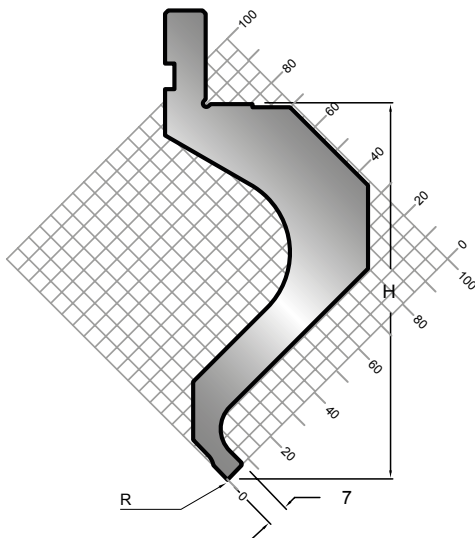


ton/m 60 L=835 - kg 10,20

HR

MOD.	R	H
S2100	0,8	66,65

mod. S2102 (HR) 88° 85°

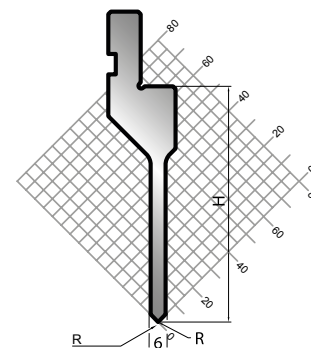


ton/m 40 L=835 - kg 21,50

HR

MOD.	R	H
S2102	0,8	120

mod. 109 (HR/TH) 88° 85°



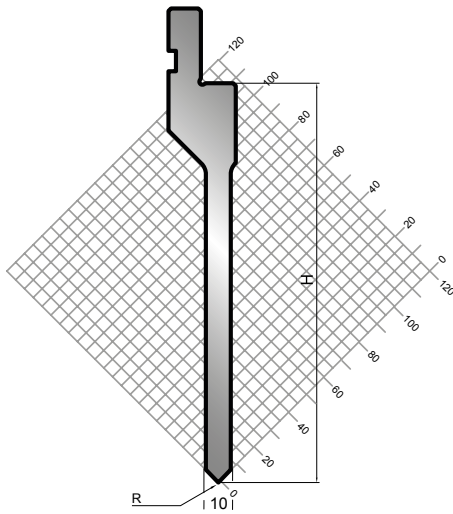
ton/m 50 L=835 - kg 9,00

HR TH

MOD.	R	H
109	0,2	94,92
109	0,6	94,4
109	0,8	94,65

Punzoni - Punches - Stempel

mod. 113 (HR) 88° 85°

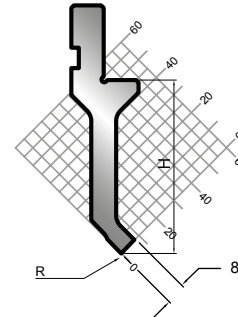


ton/m 50 L=835 - kg 15,65

HR

MOD.	R	H
113	0,6	159,4
113	0,8	159,65

mod. 200 (HR/TH) 88° 85°

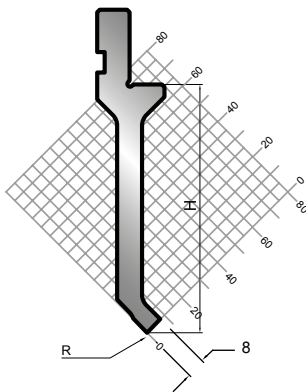


ton/m 30 L=835 - kg 8,00

HR TH

MOD.	R	H
200	0,2	69,91
200	0,6	69,4
200	0,8	69,65

mod. 202 (HR/TH) 88° 85°

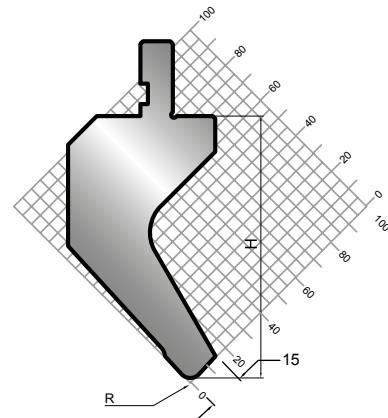


ton/m 30 L=835 - kg 10,10

HR TH

202	0,2	99,91
202	0,6	99,4
202	0,8	99,65

mod. 1848 - 1864 (HR) 85°



ton/m 100 L=835 - kg 26,00

HR

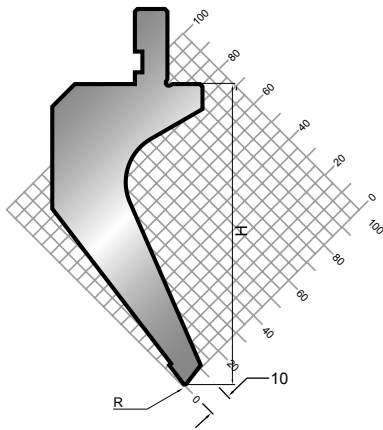
1848	4,8	105
------	-----	-----

HR

1864	6,4	104,3
------	-----	-------

Punzoni - Punches - Stempel

mod. 047 (HR) 75°

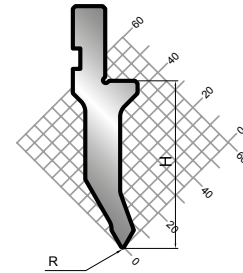


ton/m 50 L=835 - kg 25,70

HR

MOD.	R	H
047	0,8	120

mod. 1011 (IH) 60°

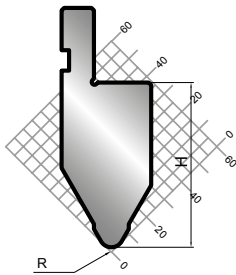


ton/m 100 L=835 - kg 8,70

IH

MOD.	R	H
1011	0,8	67
1011	2	65,8

mod. 003 (HR) - 1013 (IH) 60°



ton/m 100 L=835 - kg 15,30

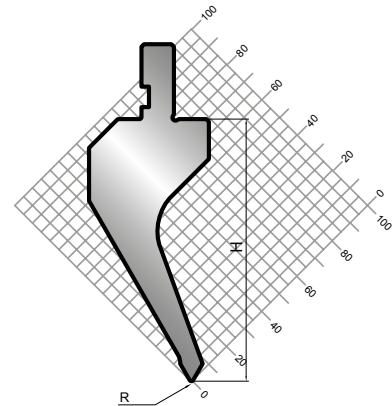
HR

MOD.	R	H
003	4,8	66,2
003	6	65

IH

MOD.	R	H
1013	6	65

mod. 454 (HR) 60°



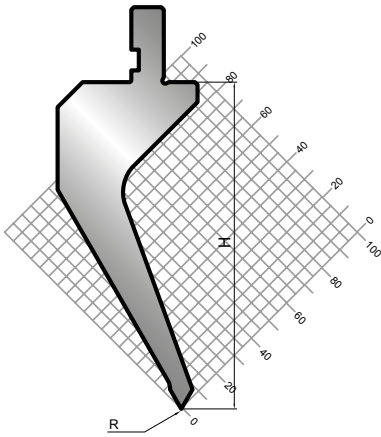
ton/m 60 L=835 - kg 18,50

HR

MOD.	R	H
454	0,8	105
454	2	103,8

Punzoni - Punches - Stempel

mod. 455 (HR) 60°

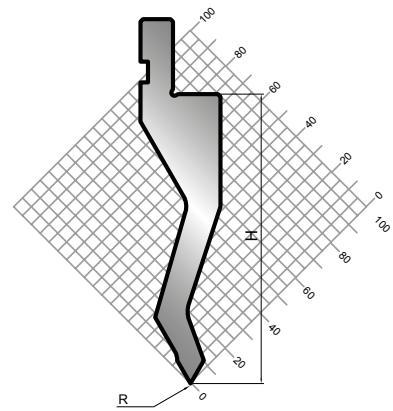


ton/m 60 L=835 - kg 22,80

HR

MOD.	R	H
455	0,8	130
455	2	128,8

mod. 456 (HR) 60°

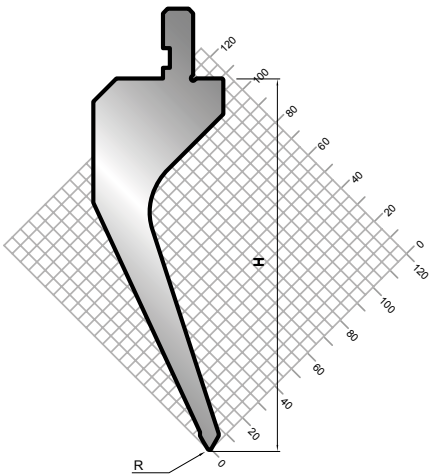


ton/m 60 L=835 - kg 18,50

HR

MOD.	R	H
456	0,8	115
456	2	113,8

mod. 457 (HR) 60°

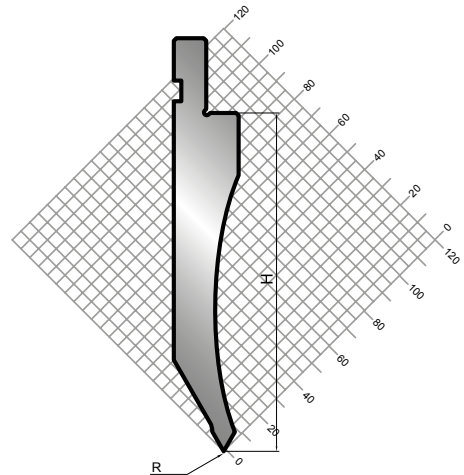


ton/m 50 L=835 - kg 27

HR

457	0,8	160
-----	-----	-----

mod. S1997 (HR) 60°



ton/m 100 L=835 - kg 17,70

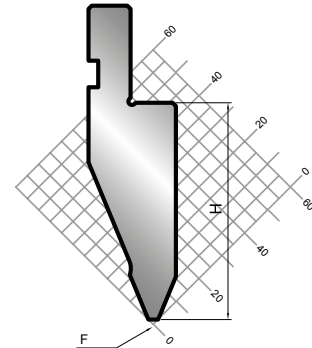
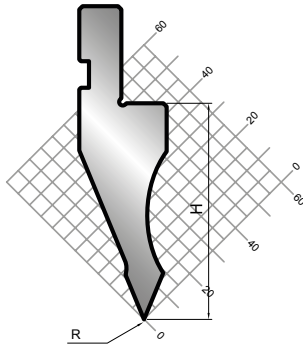
HR

S1997	0,8	135
S1997	2	133,8

Punzoni - Punches - Stempel

mod. 008 (HR/TH) mod. 1011 (IH) 45°

mod. 215 (HR) 45°



ton/m 100 L=835 - kg 9,10

ton/m 100 L=835 - kg 10,00

HR TH

MOD.	R	H
008	0,37	66,4

IH

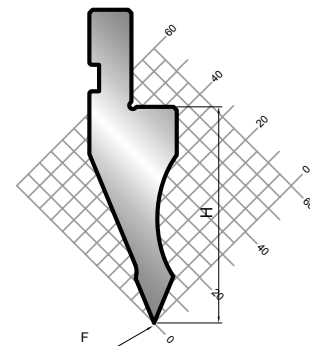
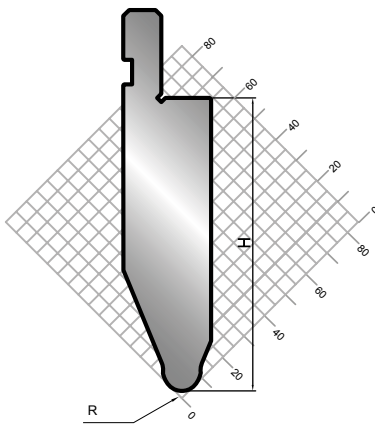
MOD.	R	H
1011	0,5	66,4
1011	1,5	65,2

HR

MOD.	F	H
215	3	67

mod. 1023 (IH) 45°

mod. 1011 (IH) 35°



ton/m 100 L=835 - kg 19,40

ton/m 100 L=835 - kg 9,80

IH

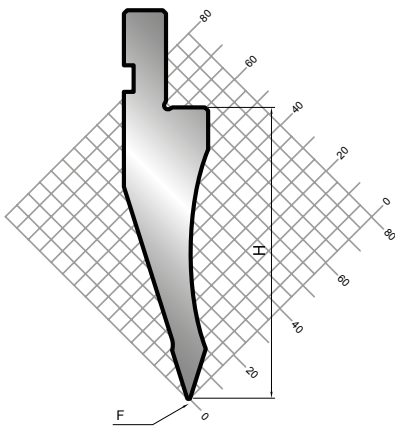
MOD.	R	H
1023	6	100

IH

MOD.	F	H
1011	0,8	67

Punzoni - Punches - Stempel

mod. 1012 (HR/IH) 35°

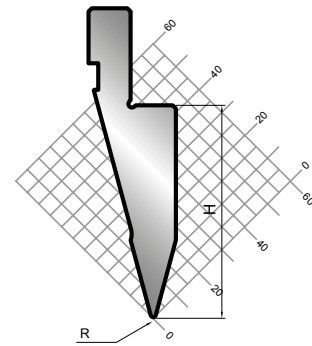


ton/m 100 L=835 - kg 11,80

HR IH

MOD.	F	H
1012	0,8	90

mod. 103 (HR/TH) 30°

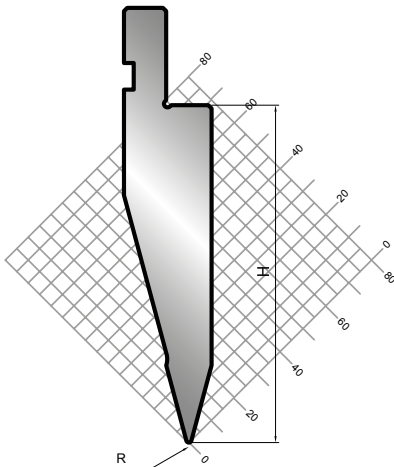


ton/m 100 L=835 - kg 8,50

HR TH

MOD.	R	H
103	0,8	65,5

mod. 210 (HR/TH) 30°

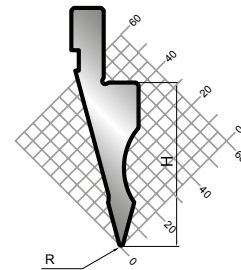


ton/m 100 L=835 - kg 15,00

HR TH

210	0,65	104
210	0,8	104
210	1,5	102
210	3	97,7

mod. 1380 (HR/TH) 30°



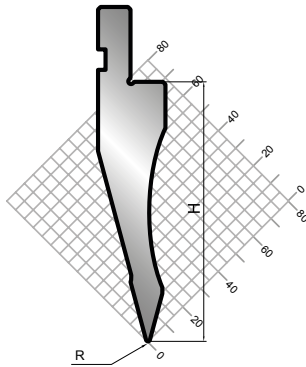
ton/m 100 L=835 - kg 7,70

HR TH

1380	0,8	65,5
------	-----	------

Punzoni - Punches - Stempel

mod. 1319 (HR/TH) 30°

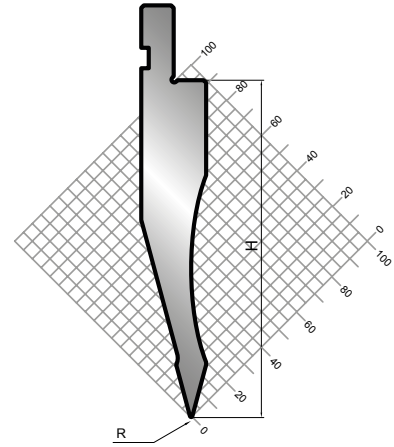


ton/m 100 L=835 - kg 14,00

HR TH

MOD.	R	H
1319	0,8	104

mod. S1996 (HR) 30°

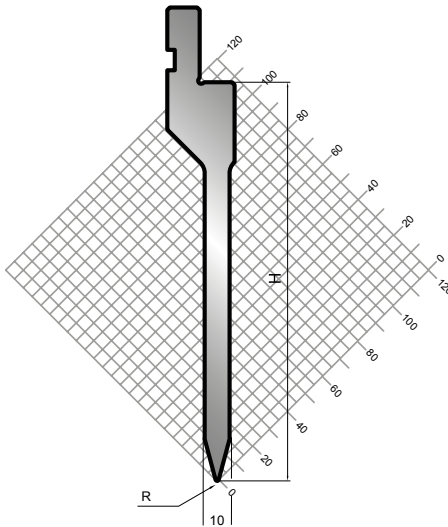


ton/m 100 L=835 - kg 17,70

HR

MOD.	R	H
S1996	0,5	135

mod. 110 (HR) 30°

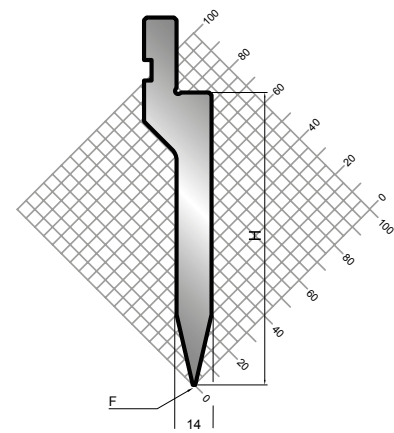


ton/m 50 L=835 - kg 15,60

HR

MOD.	R	H
110	0,65	160

mod. S1754 (IH) 26°



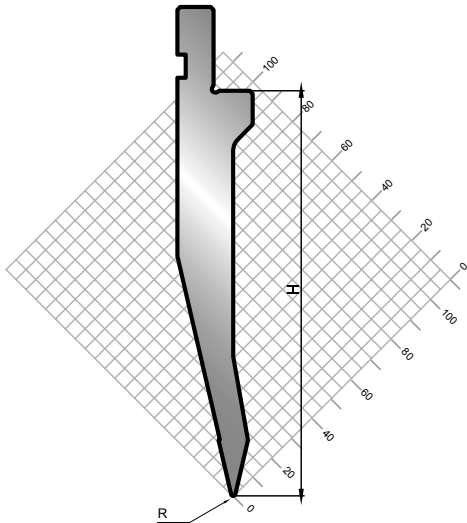
ton/m 100 L=835 - kg 14,60

IH

MOD.	F	H
S1754	1	117

Punzoni - Punches - Stempel

mod. S1756 (HR) 26°



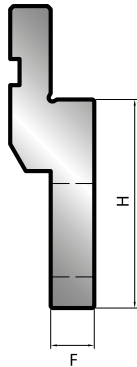
ton/m 90 L=835 - kg 17,50

HR

MOD.	R	H
S1756	0,8	145

Porta Punzoni - Punch Holder - Stempel Halter

mod. 4005 (IH)

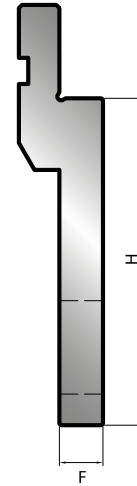


ton/m 100 L=830 / 412 - kg 10,50

IH

MOD.	F	H
4005	14	67

mod. 4015 (IH)

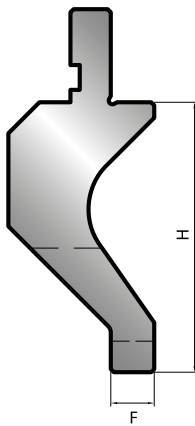


ton/m 100 L=830 / 412 - kg 13,80

IH

MOD.	F	H
4015	14	105

mod. 4025 (IH)

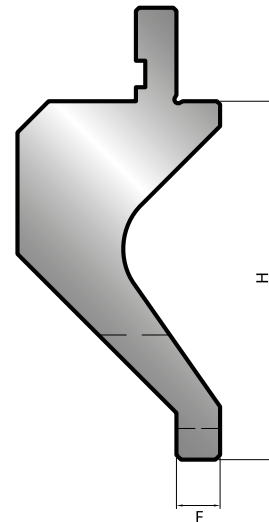


ton/m 50 L=830 / 412 - kg 16,50

IH

MOD.	F	H
4025	14	87

mod. 4035 (IH)



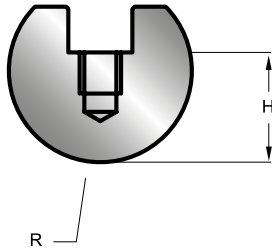
ton/m 50 L=830 / 412 - kg 27,00

IH

MOD.	F	H
4035	14	115

Inserti Tondi - Radius Rulers - Stempel Rfadien

mod. 4009 (IH)



IH

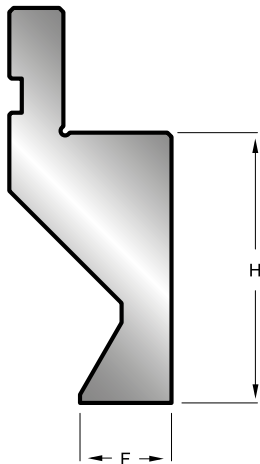
MOD.	R	H	L=835
4009.D16	8	13	kg 2
4009.D20	10	16	kg 2
4009.D25	12,5	18	kg 2,80
4009.D30	15	20	kg 3,90
4009.D35	17,5	22	kg 5,30
4009.D40	20	24	kg 6,60
4009.D50	25	29	kg 10
4009.D60	30	34	kg 13,60
4009.D70	35	45	kg 20,30
4009.D80	40	45	kg 13,60
4009.D90	45	60	kg 34
4009.D100	50	70	kg 43,50

ton/m 100 L=830 / 412

Punzoni Piatti - Flattening Punches - Zudrücken

mod. 1523 (IH)

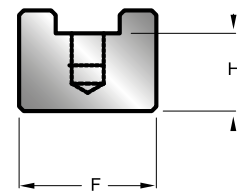
mod. 4002 (IH)



ton/m 100 L=835 - kg 13,40

IH

MOD.	F	H
1523	23	65



ton/m 100 L=835 - kg 3,90

IH

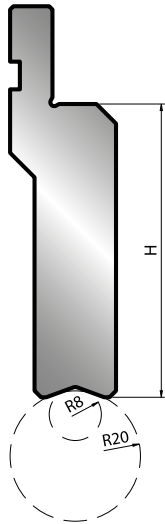
MOD.	F	H
4002	30	17

Porta Punzoni - Punch Holder - Stempel Halter

mod. 4045 (IH)

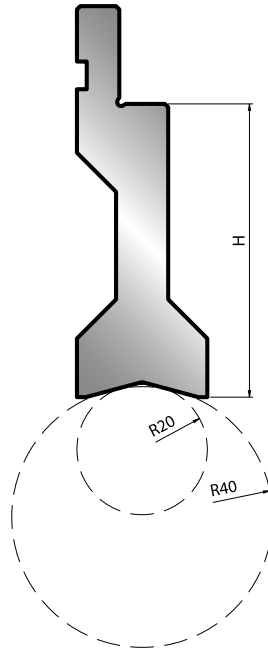
mod. 4055 (IH)

mod. 4065 (IH)



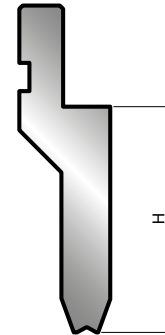
ton/m 100 L=835 - kg 17,60

IH	
MOD.	H
4045	90



ton/m 100 L=835 - kg 16,80

IH	
MOD.	H
4055	90

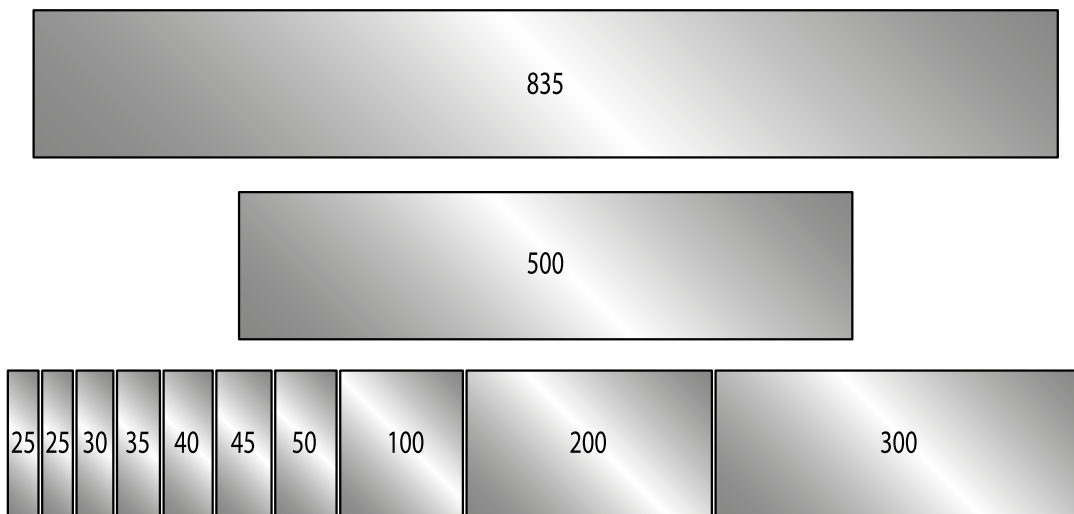


ton/m 40 L=830 - kg 9,60

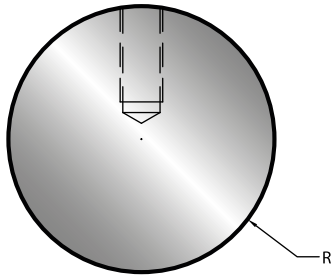
IH	
MOD.	H
4065	67



Lunghezze standard - Standard Length - Standardlängen



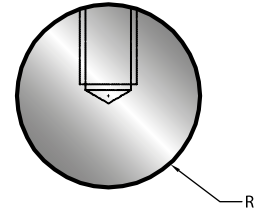
mod. 4019 (IH)



IH

MOD.	R	L=835
4019.D16	8	kg 0,80
4019.D20	10	kg 1,30
4019.D25	12,5	kg 2
4019.D30	15	kg 3
4019.D35	17,5	kg 4
4019.D40	20	kg 5,20
4019.D50	25	kg 8,10
4019.D60	30	kg 11,70
4019.D70	35	kg 16
4019.D80	40	kg 20,70

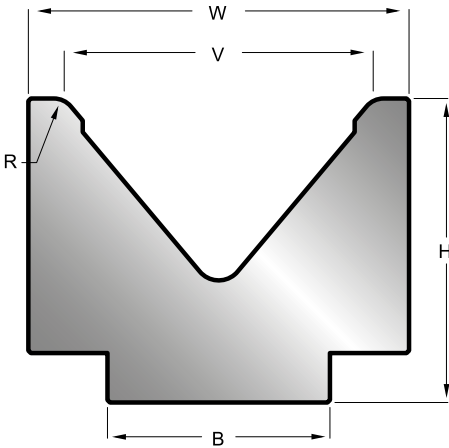
mod. 4029 (IH)



IH

MOD.	R	L=835
4029.D6	3	kg 0,20
4029.D7	3,5	kg 0,20
4029.D8	4	kg 0,35
4029.D9	4,5	kg 0,50
4029.D10	5	kg 0,60
4029.D11	5,5	kg 0,70
4029.D12	6	kg 0,80
4029.D13	6,5	kg 1
4029.D14	7	kg 1
4029.D15	7,5	kg 1

HR



MOD.	V	R	W	ton/m	L=835
M0632	6	0,4	14	100	kg 12,70
M0637	8	0,5	14	80	kg 12,70
M0629	10	0,6	18	100	kg 14,50
M0643	12	0,8	18	80	kg 14,30

Il codice matrice è un codice parlante il quale si compone allineando i seguenti valori: modello, gradi del V, R seguito dal valore del raggio matrice, il tipo di materiale

The code contains important information and it is obtained using the following data: model, V die opening, V degrees, type of material.

Cod: **M0632** Gradi **6** HR ← HR-TH-IH o/or Gold



L'utensile non è sezionabile in modo standard.
The tool can't be sectioned in the standard way.

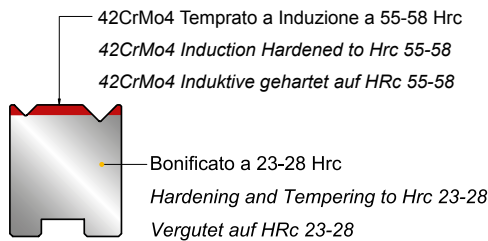


Contattateci per ulteriori chiarimenti.
Please contact us for any clarification.

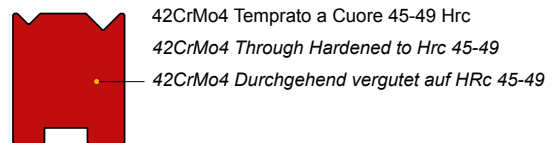


Trattamento ideale per piegare la lamiera zincata e l'acciaio inox.
Ideal treatment to bend the galvanized steel and the stainless steel.

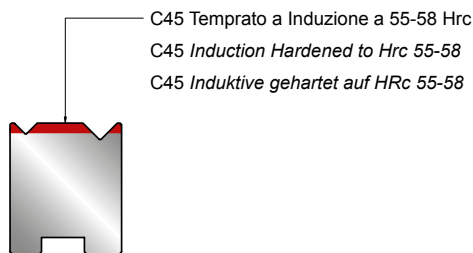
Toolspress HR



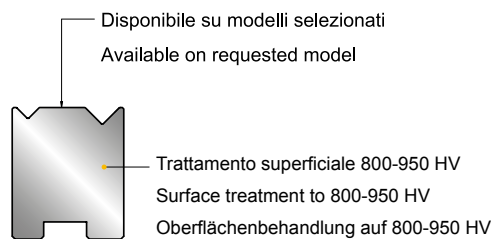
Toolspress TH



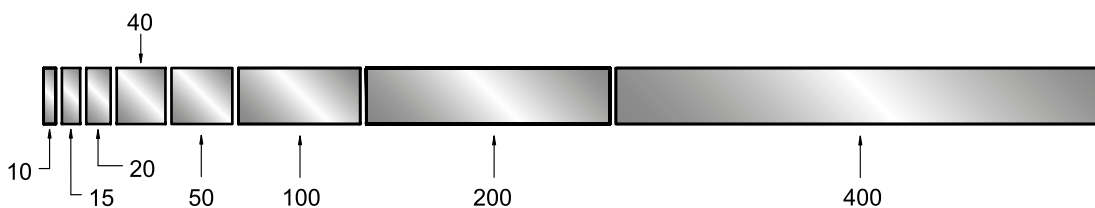
Toolspress IH



Toolspress GOLD

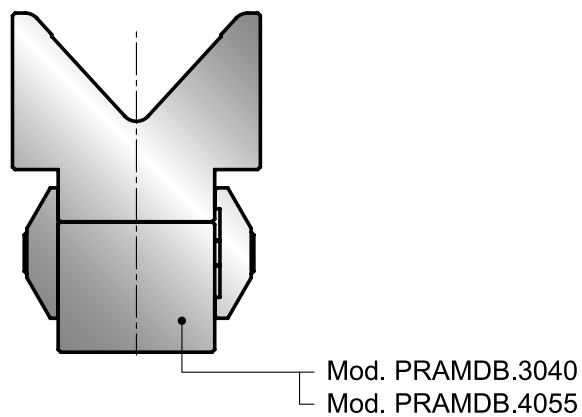
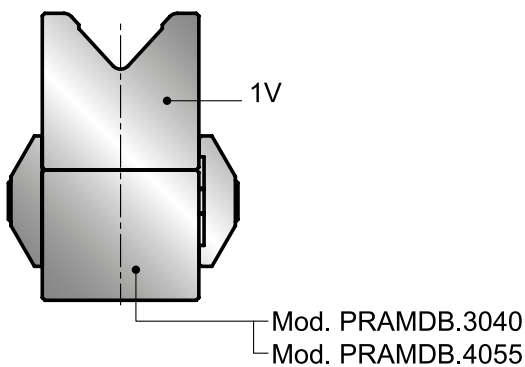
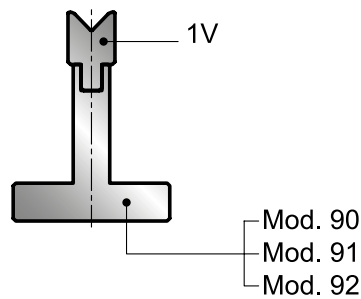
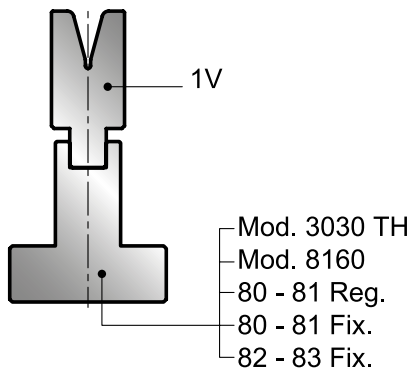
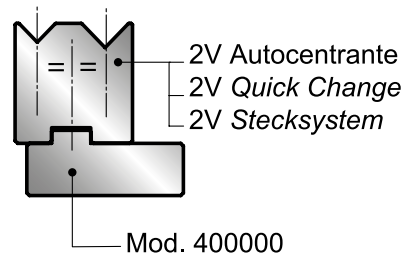
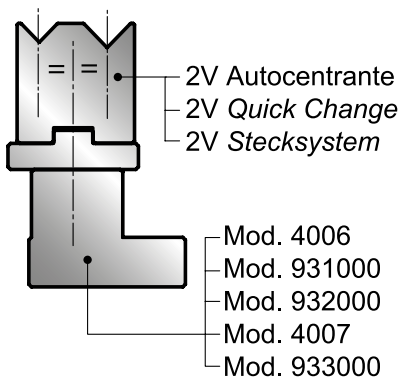
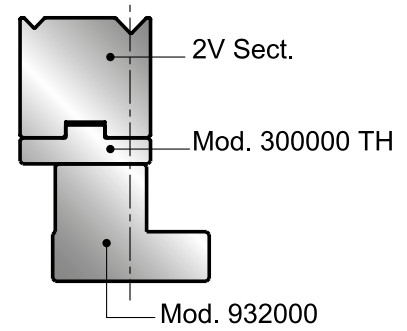
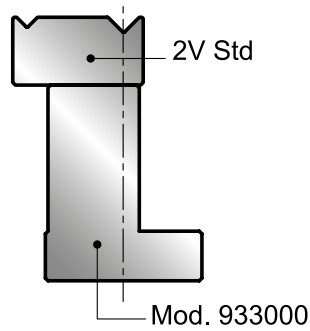
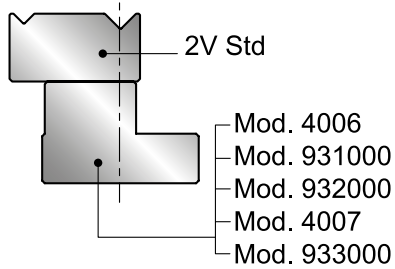


Lunghezza standard - Standard length - Standardlängen 835 mm - 415 mm - 835 mm sect.

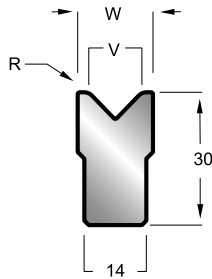


Matrici - Dies - Matrizen

Sistema di montaggio matrici - Dies set up system - Matrizen Montagebeispiel



HR/TH 90°



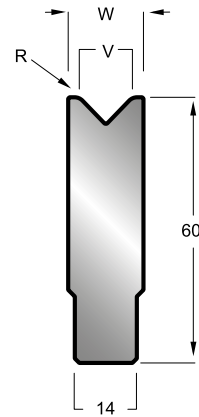
ton/m 95

HR TH

MOD.	V	R	W	L=835
2110	6	1,5	14	kg 2,60
2111	8	1,5	14	kg 2,60
2112	10	2,0	14	kg 2,60
2113	12	2,5	18	kg 3,10

Supporti - Die Holder - Halter
Mod 80 Reg./81 Reg. - 82/83 - 8150 - 3030

HR/TH 90°



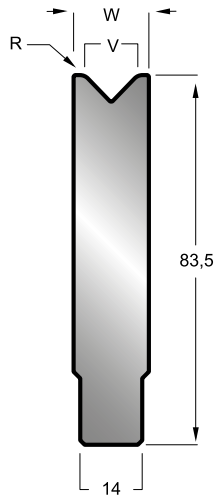
ton/m 95

HR TH

MOD.	V	R	W	L=835
70	6	1,5	14	kg 5,40
71	8	1,5	14	kg 5,30
73	10	2,0	15	kg 5,60
75	12	2,5	17	kg 6,10

Supporti - Die Holder - Halter
Mod 80 Reg./81 Reg. - 82/83 - 8150 - 3030

HR/TH 90°



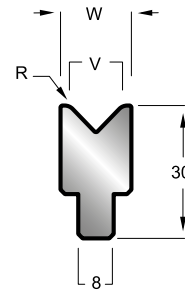
ton/m 95

HR TH

MOD.	V	R	W	L=835
2100	6	1,5	14	kg 7,60
2101	8	1,5	14	kg 7,60
2102	10	2,0	14	kg 7,60
2103	12	2,5	17	kg 8,80

Supporti - Die Holder - Halter
Mod 80 Reg./81 Reg. - 82/83 - 8150 - 3030

HR/TH 90°



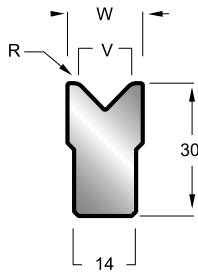
ton/m 95

HR TH

MOD.	V	R	W	L=835
420	6	1,5	14	kg 2,20
421	8	1,5	14	kg 2,20
422	10	2,0	14	kg 2,20
423	12	2,5	16	kg 2,20

Supporti - Die Holder - Halter
Mod 90 - 91 - 92

HR/TH 88°



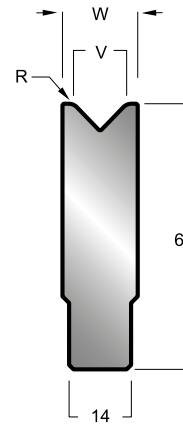
ton/m 95

HR TH

MOD.	V	R	W	L=835
2114	10	2,0	14	kg 3,10
2115	12	2,5	17	kg 3,10
2116	14	2,5	18	kg 3,10

Supporti - Die Holder - Halter
Mod 80 Reg./81 Reg. - 82/83 - 8150 - 3030

HR/TH 88°



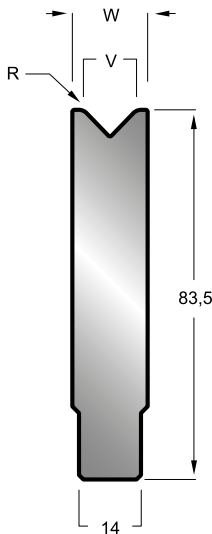
ton/m 95

HR TH

MOD.	V	R	W	L=835
70	6	1,5	14	kg 5,40
71	8	1,5	14	kg 5,30
73	10	2,0	15	kg 5,60
75	12	2,5	17	kg 6,10
76	14	2,5	18	kg 6,30
77	16	2,5	21	kg 7
78	18	3,0	23	kg 7,40
79	20	3,0	25	kg 7,80
82	25	3,0	30	kg 8,70

Supporti - Die Holder - Halter
Mod 80 Reg./81 Reg. - 82/83 - 8150 - 3030

HR/TH 88°



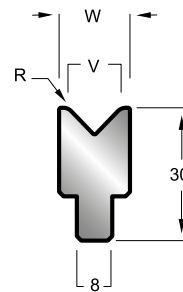
ton/m 95

HR TH

MOD.	V	R	W	L=835
2104	12	2,5	17	kg 8,80
2105	14	2,5	18	kg 9,10

Supporti - Die Holder - Halter
Mod 80 Reg./81 Reg. - 82/83 - 8150

HR/TH 88°



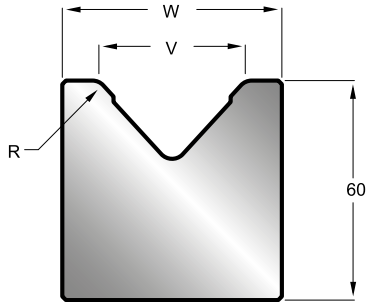
ton/m 95

HR TH

MOD.	V	R	W	L=835
420	6	1,5	14	kg 2,20
421	8	1,5	14	kg 2,20
422	10	2,0	14	kg 2,30
423	12	2,5	16	kg 2,30
424	14	2,5	18	kg 2,50

Supporti - Die Holder - Halter
Mod 90 - 91 - 92

IH 85°

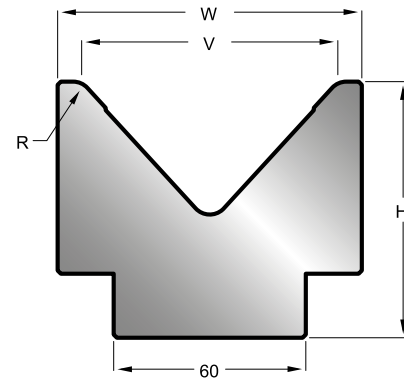


ton/m 100

IH

MOD.	V	R	L=835
2011.32	32	4	kg 21,60
2011.40	40	4	kg 20,50
2011.50	50	4	kg 18,80

IH 85° 60°

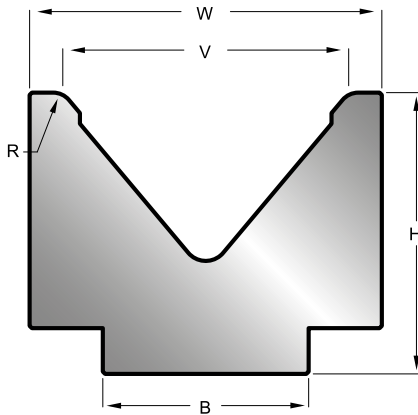


ton/m 100

IH

MOD.	A	V	R	W	H	L=835
2011.63	85°	63	5	80	75	kg 29,20
2011.80	85°	80	6	95	95	kg 43
2011.80	60°	80	6	115	115	kg 60

IH 80°

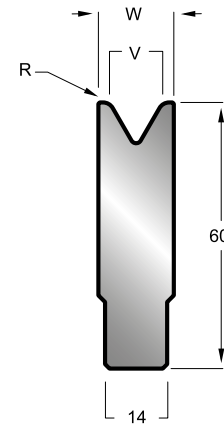


ton/m 100

IH

MOD.	V	B	R	W	H	L=835
2011.100	100	60	7	120	110	kg 58,50
2011.125	125	90	9	153	123	kg 82
2011.160	160	90	11	185	130	kg 100

HR/TH 60°



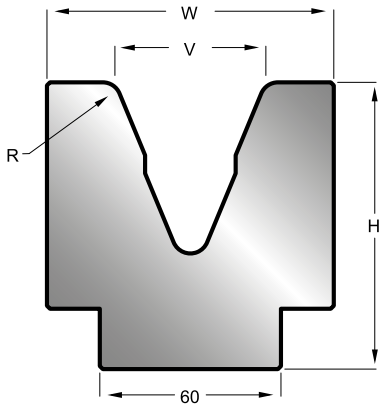
ton/m 60

HR TH

MOD.	V	R	W	L=835
70	6	1,5	14	kg 5,40
71	8	1,5	14	kg 5,30
73	10	2,0	15	kg 5,60
75	12	2,5	17	kg 6,10
76	14	2,5	18	kg 6,30
77	16	2,5	24	kg 7
79	20	3,0	30	kg 7,80
82	25	3,0	35	kg 8,70

Supporti - Die Holder - Halter
Mod 80 Reg./81 Reg. - 82/83 - 8150 - 3030

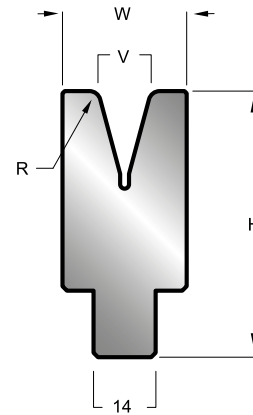
IH 45°



IH

MOD.	V	R	W	H	ton/m	L=835
342	32	5	60	60	40	kg 19,20
343	40	5	80	80	70	kg 32,10
344	50	6	95	95	70	kg 43,70
S630	63	8	105	105	90	kg 51,16

HR/TH 30°

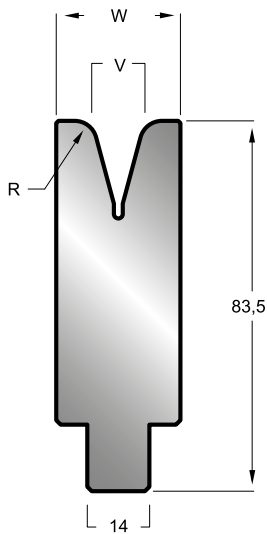


HR TH

MOD.	V	R	W	H	ton/m	L=835
70	6	1,0	16	60	35	kg 5,40
71	8	1,0	19	60	35	kg 5,30
73	10	2,0	24	60	60	kg 5,60
75	12	2,5	28	60	60	kg 6,10
77	16	3	33	60	60	kg 9,50
79	20	4	40	80	60	kg 15,80
82	25	4	42	80	60	kg 12,70

Supporti - Die Holder - Halter
Mod 80 Reg./81 Reg. - 82/83 - 8150

HR/TH 30°

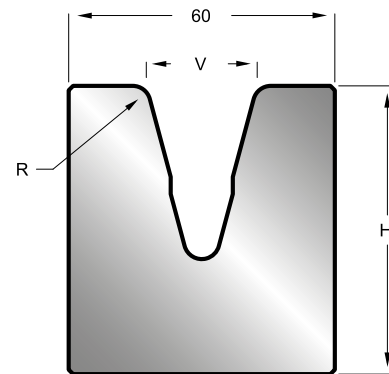


HR TH

MOD.	V	R	W	ton/m	L=835
2200	6	3,0	16	35	kg 8,30
2201	8	3,0	19	35	kg 9,50
2202	10	3,0	24	50	kg 11,50
2203	12	5,0	28	50	kg 13
2204	14	5,0	32	50	kg 14,40
2205	16	5,0	36	50	kg 15,90

Supporti - Die Holder - Halter
Mod 80 Reg./81 Reg. - 82/83 - 8150

HR 30°

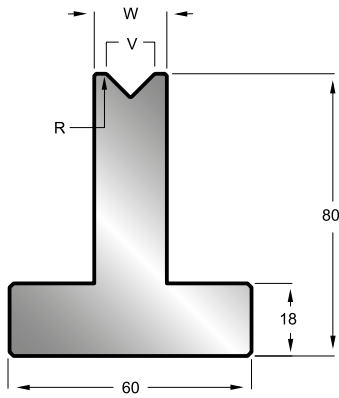


ton/m 60

HR

MOD.	V	R	H	ton/m	L=835
340	18	3,0	60	80	kg 21,50
341	25	4,0	65	60	kg 21,60

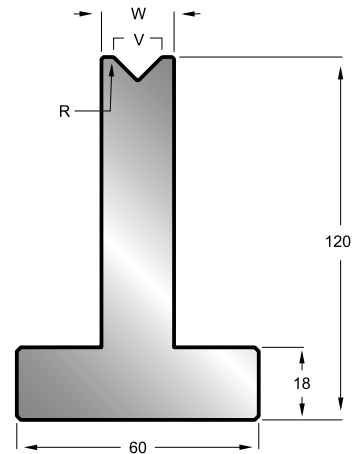
HR 90°



HR

MOD.	V	R	W	ton/m	L=835
M0632	6	0,4	14	100	kg 12,70
M0637	8	0,5	14	80	kg 12,70
M0629	10	0,6	18	100	kg 14,50
M0643	12	0,8	18	80	kg 14,30
M0644	16	1	24	100	kg 16,40

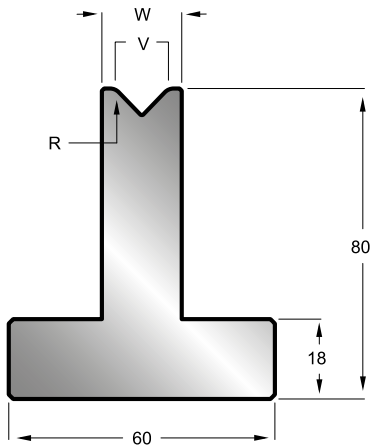
HR 90°



HR

MOD.	V	R	W	ton/m	L=835
S1100	6	0,4	14	100	kg 15,90
S1101	8	0,5	14	80	kg 15,90
S1102	10	0,6	18	100	kg 18
S1103	12	0,8	18	80	kg 18
S1104	16	1	24	100	kg 22,50

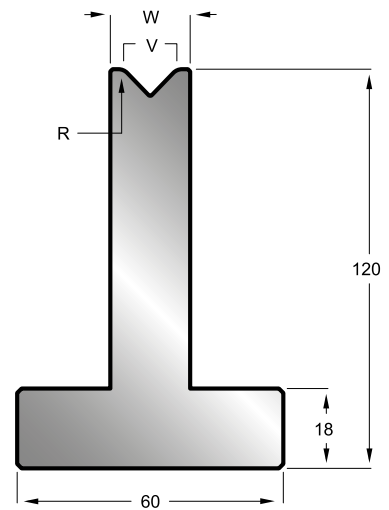
HR 88°



HR

MOD.	V	R	W	ton/m	L=835
M0670	6	0,4	14	100	kg 12,70
M0671	8	0,5	14	80	kg 12,70
M0672	10	0,6	18	100	kg 14,50
M0673	12	2,75	18	80	kg 14,30
M0648	16	2,75	24	100	kg 16,40
M0674	20	3,0	30	100	kg 18,40
M0675	25	3,0	35	100	kg 18,30

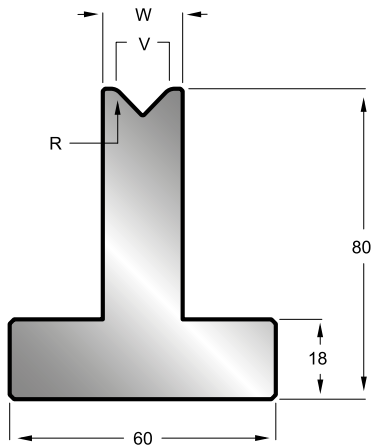
HR 88°



HR

MOD.	V	R	W	ton/m	L=835
S1105	6	0,4	14	100	kg 15,90
S1106	8	0,5	14	80	kg 15,80
S1107	10	0,6	18	100	kg 18
S1108	12	2,75	18	80	kg 18,80
S1109	16	2,75	24	100	kg 22,50
S1110	20	3,0	30	100	kg 26
S1111	25	3,0	35	100	kg 29,50

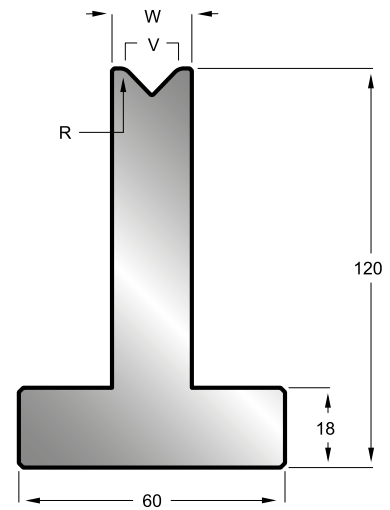
HR 85°



HR

MOD.	V	R	W	ton/m	L=835
M0770	6	1,5	14	100	kg 13
M0771	8	1,5	14	80	kg 13
M0772	10	2,0	18	100	kg 15
M0773	12	2,75	18	80	kg 15
M0748	16	2,75	24	100	kg 17,50
M0774	20	3,0	30	100	kg 19
M0775	25	3,0	35	100	kg 20

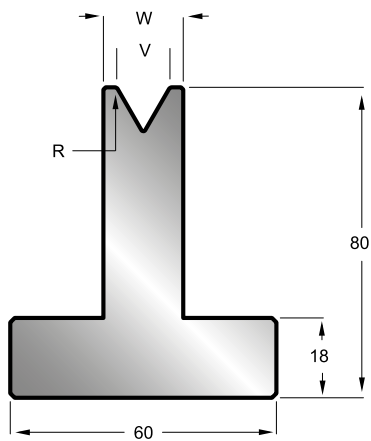
HR 85°



HR

MOD.	V	R	W	ton/m	L=835
S1205	6	1,5	14	100	kg 16,50
S1206	8	1,5	14	80	kg 19
S1207	10	2,0	18	100	kg 19
S1208	12	2,75	18	80	kg 17
S1209	16	2,75	24	100	kg 22
S1210	20	3,0	30	100	kg 27
S1211	25	3,0	35	100	kg 30

HR 60°

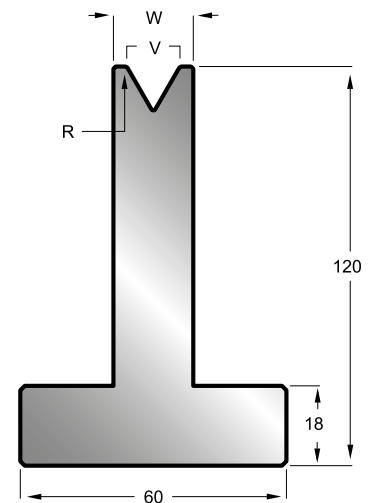


ton/m 60

HR

MOD.	V	R	W	L=835
M0650	6	0,4	14	kg 12,70
M0651	8	0,5	14	kg 12,70
M0652	10	0,6	18	kg 14,50
M0653	12	0,8	18	kg 14,20
M0647	16	3,0	24	kg 16,30
M0654	20	3,0	30	kg 18,30
M0655	25	3,0	35	kg 19,20

HR 60°

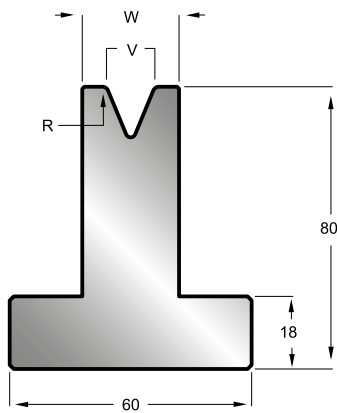


ton/m 60

HR

MOD.	V	R	W	L=835
S1113	6	0,4	14	kg 15,80
S1114	8	0,5	14	kg 15,90
S1115	10	0,6	18	kg 18
S1116	12	0,8	18	kg 18,40
S1117	16	3,0	24	kg 22,30
S1118	20	3,0	30	kg 25,80
S1119	25	3,0	35	kg 28

HR 45°

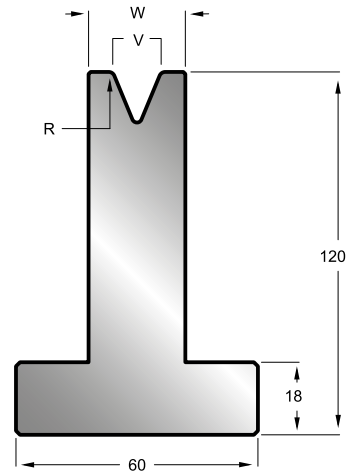


ton/m 50

HR

MOD.	V	R	W	L=835
M1070	6	0,6	14	kg 12,52
M1071	8	0,8	18	kg 14
M1072	10	1,0	18	kg 14
M1073	12	1,5	24	kg 16,20
M1074	16	2,0	24	kg 16
M1075	20	2,5	30	kg 17,56
M1076	25	3,0	35	kg 18,80

HR 45°

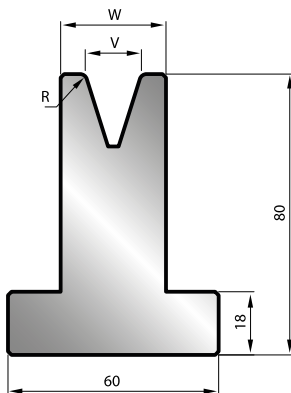


ton/m 50

HR

MOD.	V	R	W	L=835
S1121	6	0,6	14	kg 17
S1122	8	0,8	18	kg 19
S1123	10	1,0	18	kg 20
S1124	12	1,5	24	kg 22
S1125	16	2,0	24	kg 23
S1126	20	2,5	30	kg 25
S1127	25	3,0	35	kg 26,50

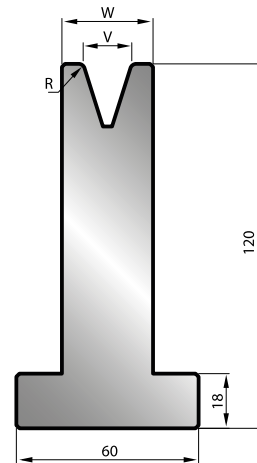
HR 35°



HR

MOD.	V	R	W	ton/m	L=835
M0727	6	0,6	14	35	kg 12,52
M0728	8	0,8	14	35	kg 13,98
M0729	10	1,0	18	40	kg 16,19
M0730	12	1,5	18	40	kg 15,92
M0731	16	2,0	30	45	kg 17
M0732	20	2,5	35	50	kg 18
M0733	25	3,0	40	50	kg 20

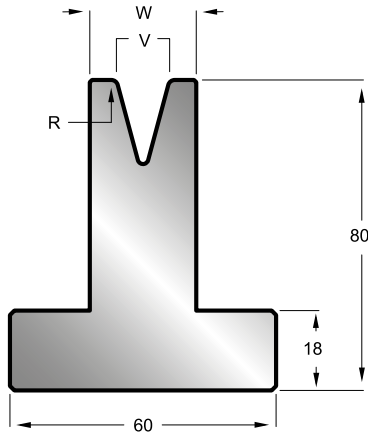
HR 35°



HR

MOD.	V	R	W	ton/m	L=835
S1727	6	0,6	14	35	kg 16
S1728	8	0,8	14	35	kg 18
S1729	10	1,0	18	40	kg 19
S1730	12	1,5	18	40	kg 21
S1731	16	2,0	30	45	kg 25,50
S1732	20	2,5	35	50	kg 28
S1733	25	3,0	40	50	kg 26

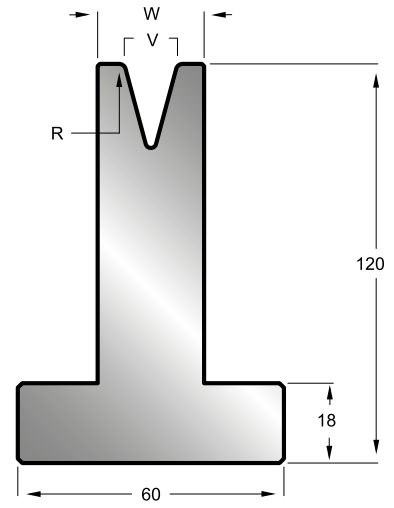
HR 30°



HR

MOD.	V	R	W	ton/m	L=835
M1080	6	0,6	14	35	kg 12,52
M1081	8	0,8	18	35	kg 13,98
M1082	10	1,0	24	50	kg 16,19
M1083	12	1,5	24	40	kg 15,92
M1084	16	2,0	30	45	kg 17,79
M1085	20	2,5	35	50	kg 18,94
M1086	25	3,0	40	50	kg 19,59

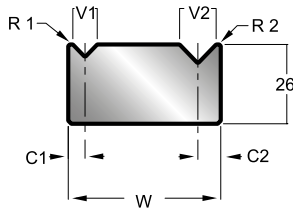
HR 30°



HR

MOD.	V	R	W	ton/m	L=835
S1129	6	0,6	14	35	kg 16,20
S1130	8	0,8	18	35	kg 18
S1131	10	1,0	24	50	kg 21,80
S1132	12	1,5	24	40	kg 22,20
S1133	16	2,0	30	45	kg 25
S1134	20	2,5	35	50	kg 28
S1135	25	3,0	40	50	kg 30

HR/TH 90°

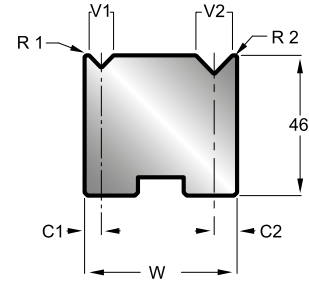


HRTH

MOD.	V1	V2	R1	R2	C1	C2	W	ton/m	L=835
121	4	7	0,4	0,4	3,5	5,0	50	60	kg 8,40
123	6	10	0,4	0,6	4,5	6,5	50	70	kg 8,30
124	8	12	0,5	0,8	5,5	7,5	50	80	kg 8,20
125	14	18	0,5	0,5	8,5	10,5	50	100	kg 7,70
311	6	10	1,5	2,5	6,0	10,0	50	80	kg 9,20

Supporti - Die Holder - Halter
Mod 4006/4007 - 931/932/933

HR/TH 90°

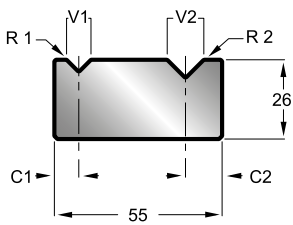


HRTH

MOD.	V1	V2	R1	R2	C1	C2	W	ton/m	L=835
30140	4	7	0,4	0,4	3,5	5,0	50	60	kg 14,40
30240	6	10	0,4	0,6	4,5	6,5	50	70	kg 14,30
30340	8	12	0,5	0,8	5,5	7,5	50	80	kg 14,20
30440	14	18	0,5	0,5	8,5	10,5	50	100	kg 13,60
31146	6	10	1,5	2,5	6,0	10,0	50	80	kg 15

Supporti - Die Holder - Halter Mod. 931000
Guida - Die Rail - Matrizen Halter - Mod. 300000

IH 90°



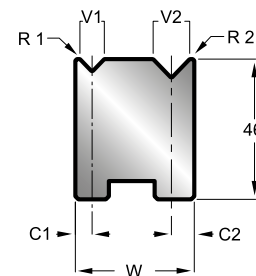
ton/m 100

IH

MOD.	V1	V2	R1	R2	C1	C2	L=835
2012	6	10	0,4	0,6	6,0	10	kg 9,10
2013	8	12	0,5	0,8	8,0	10	kg 9

Supporti - Die Holder - Halter
Mod 4006/4007 - 931/932/933

HR/TH 90°



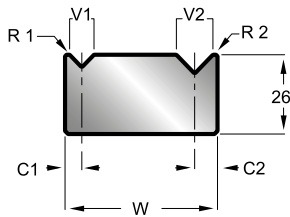
HRTH

MOD.	V1	V2	R1	R2	C1	C2	W	ton/m	L=835
501	4	7	0,4	0,4	3,5	5,0	34,5	60	kg 9,60
502	6	10	0,4	0,6	4,5	6,5	37	70	kg 10,20
503	8	12	0,5	0,8	5,5	7,5	39	80	kg 10,70
504	14	18	0,5	0,5	8,5	10,5	45	100	kg 12
511	6	10	1,5	2,5	6,0	10,0	40	80	kg 11,20

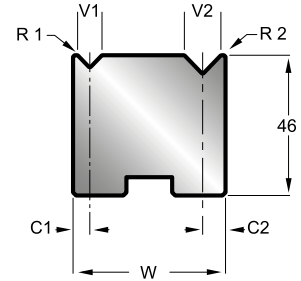
Supporti - Die Holder - Halter
Mod 4006/4007 - 931/932/933 - 400000

Matrici - Dies - Matrizen

HR/TH 88°



HR/TH 88°



HRTH

MOD.	V1	V2	R1	R2	C1	C2	W	ton/m	L=835
121	4	7	0,4	0,4	3,5	5,0	50	60	kg 8,40
123	6	10	0,4	0,6	4,5	6,5	50	70	kg 8,30
124	8	12	0,5	0,8	5,5	7,5	50	80	kg 8,20
125	14	18	0,5	0,5	8,5	10,5	50	100	kg 7,70
126	12	20	0,5	0,5	7,5	12,0	50	100	kg 7,60
127	16	25	0,8	0,8	9,5	14,5	50	100	kg 7
311	6	10	1,5	2,5	6,0	10,0	55	80	kg 9,20
314	12	20	3,0	4,0	10,0	15,0	55	100	kg 8,50

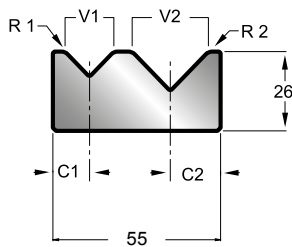
Supporti - Die Holder - Halter
Mod 4006/4007 - 931/932/933

HRTH

MOD.	V1	V2	R1	R2	C1	C2	W	ton/m	L=835
30140	4	7	0,4	0,4	3,5	5,0	50	60	kg 14,40
30240	6	10	0,4	0,6	4,5	6,5	50	70	kg 14,30
30340	8	12	0,5	0,8	5,5	7,5	50	80	kg 14,20
30440	14	18	0,5	0,5	8,5	10,5	50	100	kg 13,60
30540	12	20	0,5	0,5	7,5	12,0	50	100	kg 13,60
30640	16	25	0,8	0,8	9,5	14,5	50	100	kg 13
31146	6	10	1,5	2,5	6,0	10,0	55	80	kg 15
31440	12	20	3,0	4,0	10,0	15,0	55	100	kg 14,85

Supporti - Die Holder - Halter - Mod 931000
Guida - Die Rail - Matrizen Halter - Mod. 300000

IH 88°



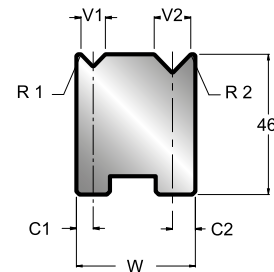
ton/m 100

IH

MOD.	V1	V2	R1	R2	C1	C2	L=835
2014	12	20	2,75	3,0	10,0	15	kg 8,30
2015	16	25	2,75	3,0	12,0	16,5	kg 7,80

Supporti - Die Holder - Halter
Mod 4006/4007 - 931/932/933 - 400000

HR/TH 88°



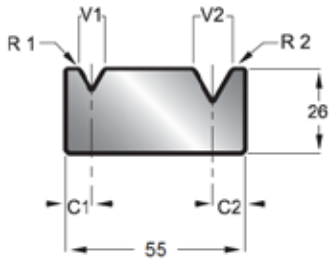
HRTH

MOD.	V1	V2	R1	R2	C1	C2	W	ton/m	L=835
501	4	7	0,4	0,4	3,5	5,0	34,5	60	kg 9,60
502	6	10	0,4	0,6	4,5	6,5	37	70	kg 10,20
503	8	12	0,5	0,8	5,5	7,5	39	80	kg 10,70
504	14	18	0,5	0,5	8,5	10,5	45	100	kg 12
505	12	20	0,5	0,5	7,5	12,0	45,5	100	kg 12,10
506	16	25	0,8	0,8	9,5	14,5	50	100	kg 13
507	6	10	1,5	2,5	6,0	10,0	40	80	kg 11,10
508	12	20	3,0	4,0	10,0	15,0	50	100	kg 13,45

Supporti - Die Holder - Halter Mod 4006/4007 - 931/932/933
Guida - Die Rail - Matrizen Halter - Mod. 300000 - 400000

Matrici - Dies - Matrizen

IH 60°



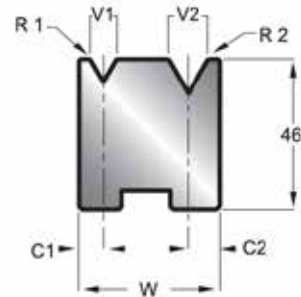
ton/m 100

IH

MOD.	V1	V2	R1	R2	C1	C2	L=835
2012	6	10	0,4	0,6	6	10	kg 8,80
2013	8	12	0,5	0,8	8	10	kg 8,70
2014	16	20	1,6	2,0	12	15	kg 8

Supporti - Die Holder - Halter
Mod 4006/4007 - 931/932/933

HR/TH 60°



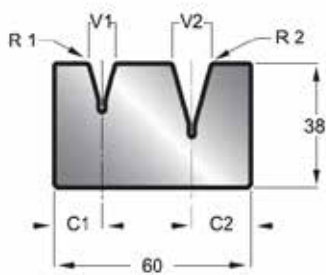
ton/m 60

HRTH

MOD.	V1	V2	R1	R2	C1	C2	W	L=835
502	6	10	0,6	1,0	6,5	8,5	41	kg 10,20
503	8	12	0,8	1,2	7,5	9,5	43	kg 10,70
506	16	25	1,6	2,5	12,0	17,0	55	kg 12,95

Supporti - Die Holder - Halter Mod 4006/4007 - 931/932/933
Guida - Die Rail - Matrizen Halter - Mod. 300000 - 400000

IH 30°



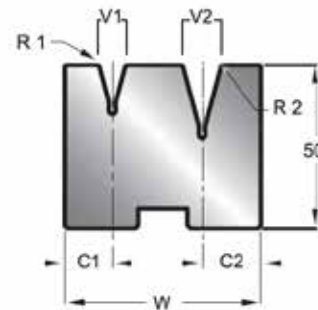
ton/m 30

IH

MOD.	V1	V2	R1	R2	C1	C2	L=835
337	8	12	1,0	1,0	14,5	18	kg 13,50

Supporti - Die Holder - Halter
Mod 4006/4007 - 931/932/933

HR/TH 30°



ton/m 30

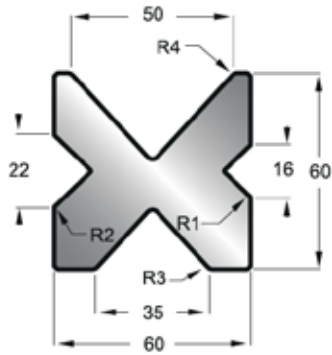
HRTH

MOD.	V1	V2	R1	R2	C1	C2	W	L=835
33756	6	10	1,0	1,0	9,5	15,0	50	kg 15
33758	8	12	1,0	1,0	14,5	18,0	58,5	kg 17,20

Supporti - Die Holder - Halter Mod 4006/4007 - 931/932/933
Guida - Die Rail - Matrizen Halter - Mod. 300000 - 400000

Matrici - Dies - Matrizen

IH 88° 85°

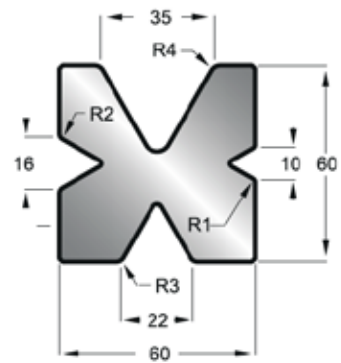


ton/m 100

IH

MOD.	A	R1	R2	R3	R4	L=835
2009	88-85	0,5	0,5	2,0	2,0	kg 15,70
2009.85	85	2,0	2,0	2,0	3,0	kg 15,70

IH 60°

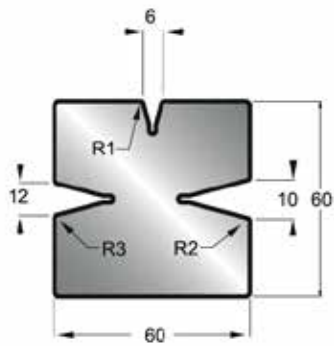


ton/m 80

IH

MOD.	A	R1	R2	R3	R4	L=835
2421	60	1,5	2,0	2,5	3,0	kg 17,75

IH 30°

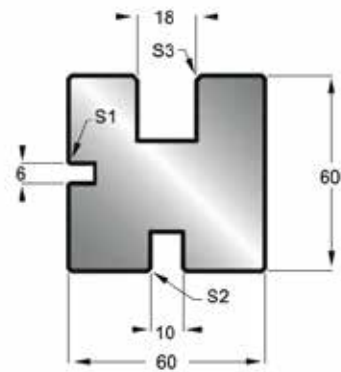


ton/m 80

IH

MOD.	A	R1	R2	R3	L=835
2410	30	1,0	1,0	1,5	kg 21,90

IH 90°



ton/m 100

IH

MOD.	A	S1	S2	S3	L=835
2008	90	0,5	1,0	1,5	kg 20

Matrici - Dies - Matrizen

Matrici V-series / V-series Black die



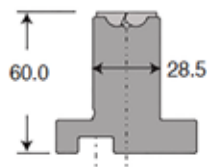
<https://www.youtube.com/watch?v=hPsNrBq3Vk0>



EUROPEAN STYLE

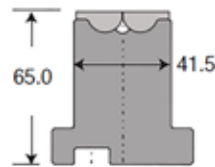
MODEL 1

41060



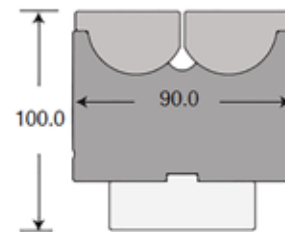
MODEL 2

42065

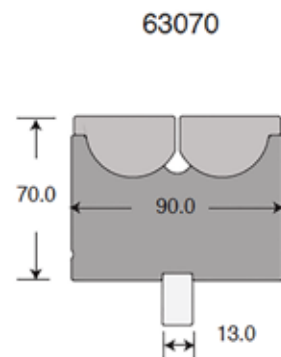
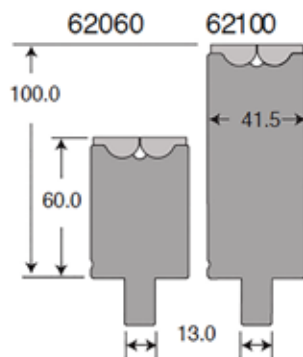
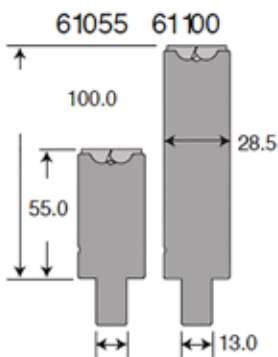


MODEL 3

43090



WT STYLE



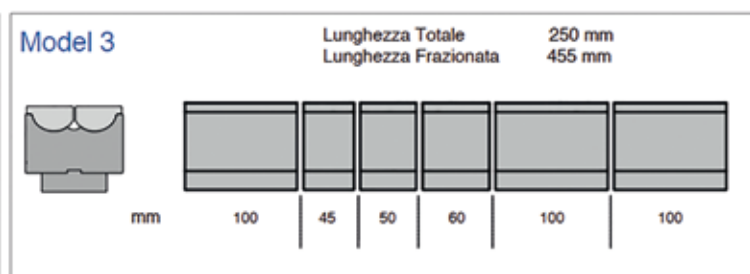
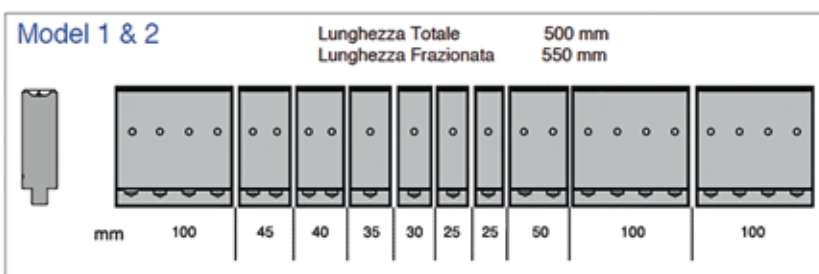
Matrici - Dies - Matrizen

Matrici V-series / V-series Black die

	Material Thickness	Min. Outside Flange	Ton/ FT	IR to Archieve Min Angle	Min. Angle	Effective V@Min. Angle	Max OR Radius @Min. Angle	Effective V@90°	Max OR Radius@ 90°	Shoulder Radius All Angles	Max Tons/ FT	Max Tons/ M	Max kN/ M
MODEL 1 MAX. 0.059" [1.5 mm]	0.45mm 0.018"	3.0mm 0.118"	1.8	1.4	34°	6.5mm 2.56"	3.17mm 0.125"	7.2mm 0.283"	4.45mm 0.175"	1.0mm 0.039"	34	112	1100
	0.50mm 0.020"		1.8	1.3									
	0.60mm 0.024"		2.0	1.2									
	0.80mm 0.030"		2.5	1.1									
	0.90mm 0.036"		3.3	1									
	1.0mm 0.040"	3.9mm 0.153"	4.0	0.8									
	1.2mm 0.048"		5.8										
	1.5mm 0.059"		9										
MODEL 2 MAX. 0.135" [3.43 mm]	1.9mm 0.074"	8.5mm 0.335"	7	3	42°	13.3mm 0.524"	5.5mm 0.216"	13.9mm 547"	9.0mm 0.354"	1.3mm 0.051"	50	168	1650
	2.9mm 0.105"	8.8mm 0.347"	13	2.8									
	3.0mm 0.118"	9.3mm 0.366"	15	2.5									
	3.2mm 0.126"		20	2.3									
	3.4mm 0.135"		22	2.1									
MODEL 3 MAX. 0.250" [6.35 mm]	4.0mm 0.157"	22.5mm 0.886"	9	2	65°	31.4mm 1.236"	11.5mm 0.453"	33mm 1.299"	20.2mm 0.797"	6mm 0.236"	60*	204	2000
	4.75mm 0.187"		26	2.4									
	6.35mm 0.250"		28	3.2									

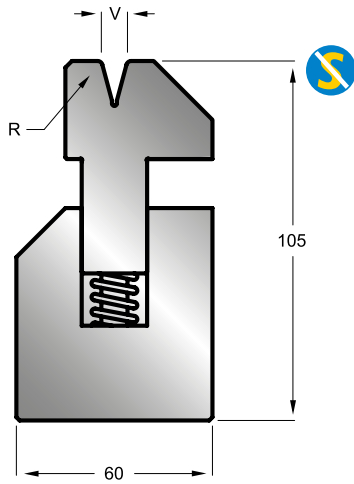
Consume 60% of the insert when bending to prevent insert damage.

*Make sure the tonnage produced is safe with the application and machine.
VERY high tonnage could damage the lower beam.



Piega schiaccia - Hemming dies - Zudruckmatrizen

HR 35°

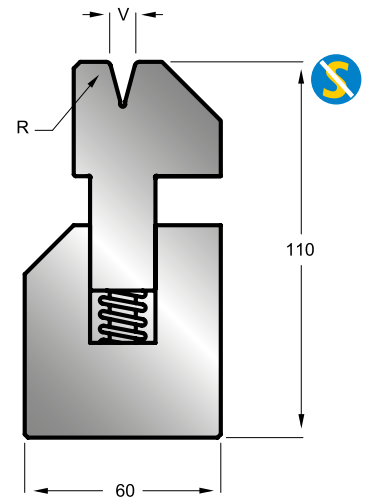


ton/m 60 L=835 - kg 30,70

HR

MOD.	V	R
3001P	6	1
3001P	8	2

HR 30°

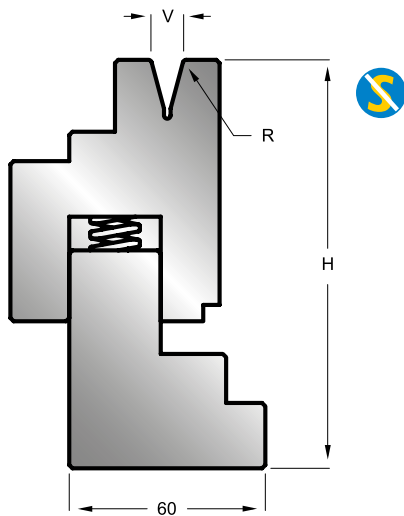


ton/m 80 L=835 - kg 30,00

HR

MOD.	V	R
S1050	8	1,5

HR 30°

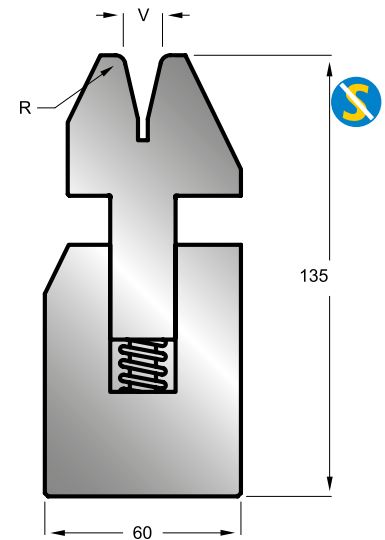


ton/m 70

HR

MOD.	V	R	H	L=835
10463	6	1	117	kg 38
10430	8	1	117	kg 38
10412	10	1	135	kg 45

HR 26°



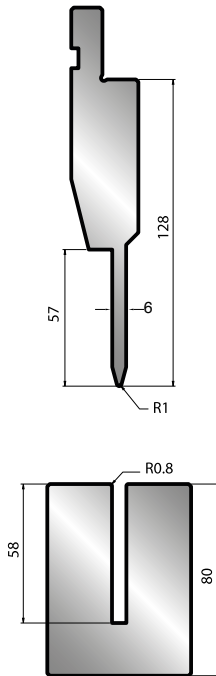
ton/m 100 L=835 - kg 41,70

HR

MOD.	V	R
3001B	10	1,5
3001B	12	3,0

Piega schiaccia - Hemming dies - Zudruckmatrizen

mod. PV906 (HR) 30°

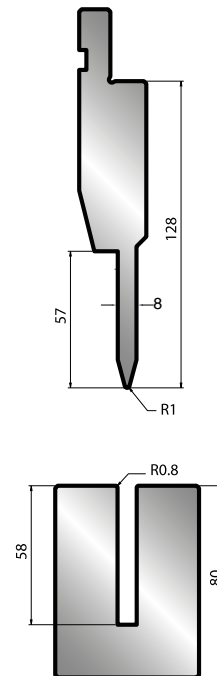


bending: 50 ton/m flattening: 80 ton/m L=835/415 - kg 46

HR

MOD.	V
PV906	6

mod. PV908 (HR) 30°

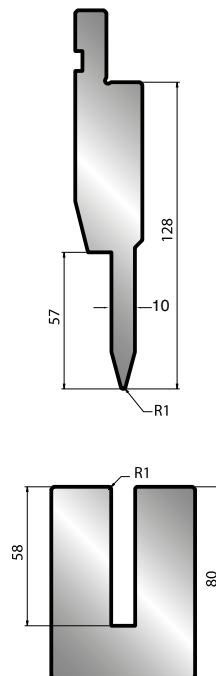


bending: 50 ton/m flattening: 80 ton/m L=835/415 - kg 46

HR

MOD.	V
PV908	8

mod. PV910 (HR) 30°

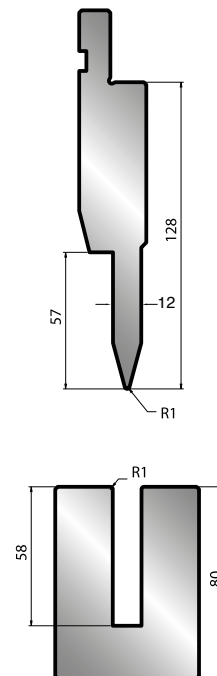


bending: 50 ton/m flattening: 80 ton/m L=835/415 - kg 46

HR

MOD.	V
PV910	10

mod. PV912 (HR) 30°



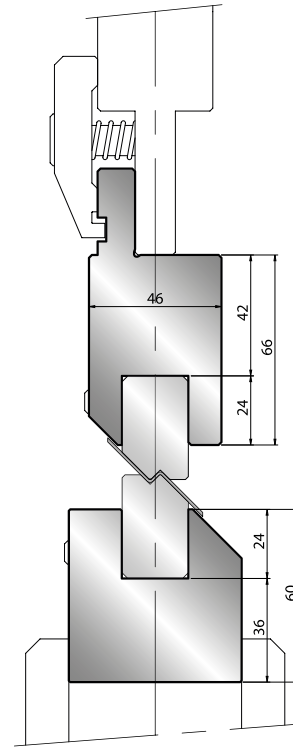
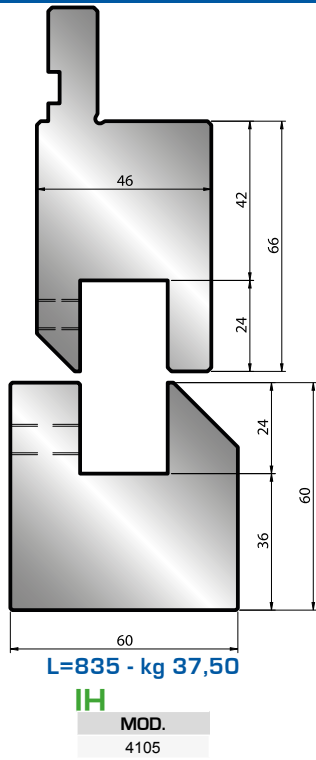
bending: 50 ton/m flattening: 80 ton/m L=835/415 - kg 46

HR

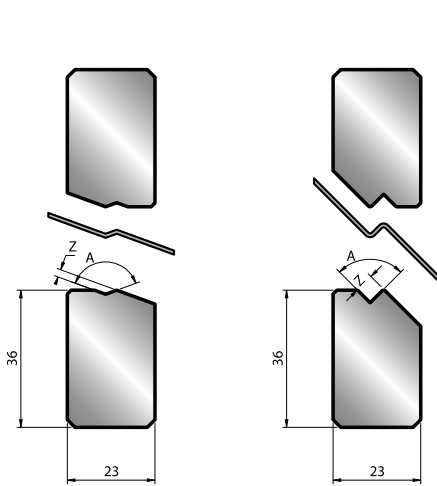
MOD.	V
PV912	12

Piega a zeta - Z bends

supporto - holder (IH)

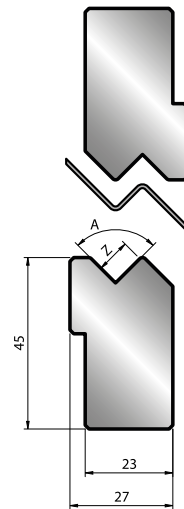


inserti - inserts (IH)



IH

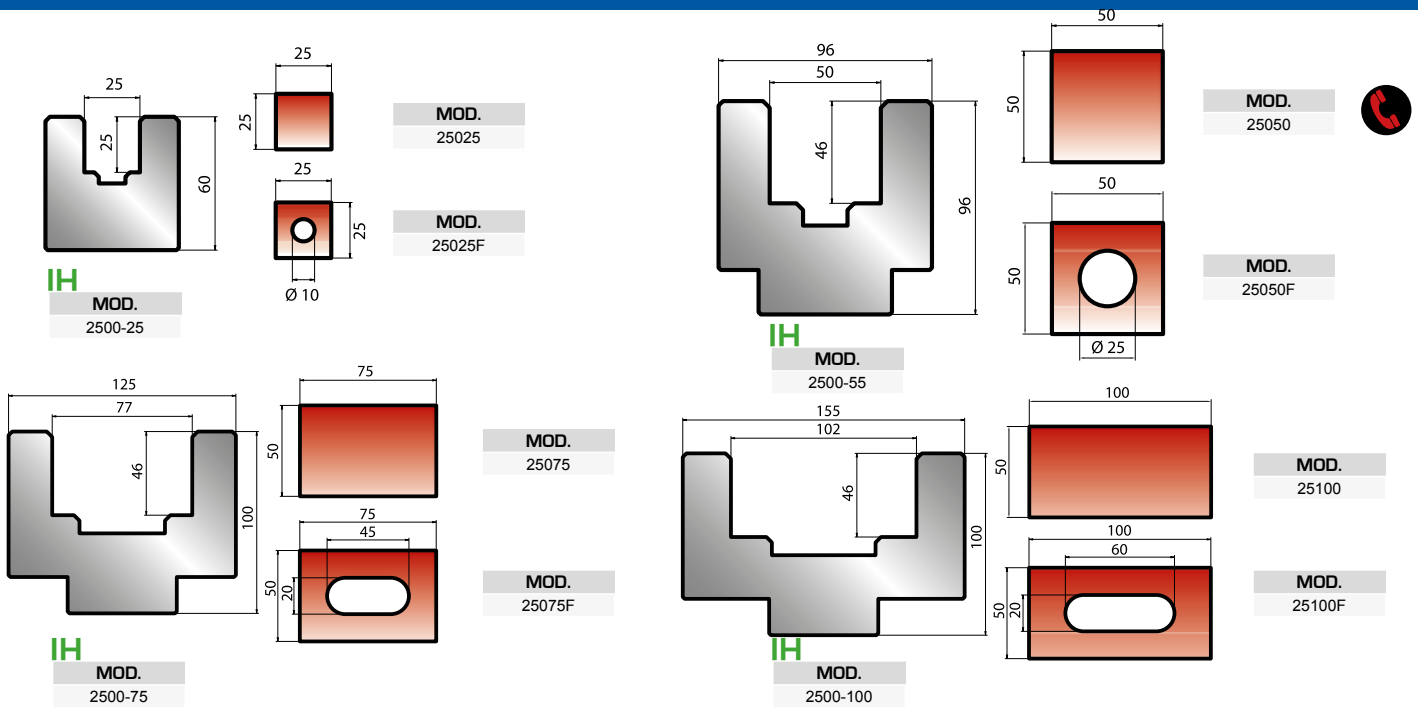
MOD.	Z (mm)	A	L=835
42010	1,0	160°	kg 11
42015	1,5	160°	kg 11
42020	2,0	150°	kg 11
42025	2,5	140°	kg 11
41010	1,0	90°	kg 10
41015	1,5	90°	kg 10
41020	2,0	90°	kg 10
41025	2,5	90°	kg 10
41030	3,0	90°	kg 10
41035	3,5	90°	kg 10
41040	4,0	90°	kg 10
41045	4,5	90°	kg 10
41050	5,0	90°	kg 10



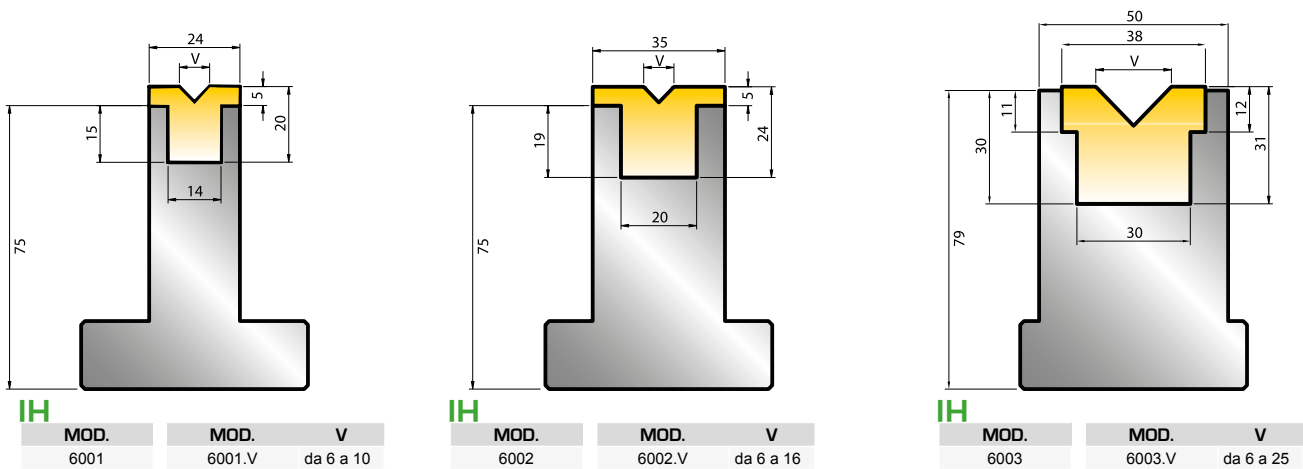
IH

MOD.	Z (mm)	A	L=835
41055	5,5	90°	kg 10
41060	6,0	90°	kg 10
41065	6,5	90°	kg 10
41070	7,0	90°	kg 10
41075	7,5	90°	kg 10
41080	8,0	90°	kg 10
41090	9,0	90°	kg 13,50
41100	10,0	90°	kg 13,50
41110	11,0	90°	kg 13,50
41120	12,0	90°	kg 13,50
41130	13,0	90°	kg 13,50
41140	14,0	90°	kg 13,50
41150	15,0	90°	kg 13,50

inserti e contenitori in poliuretano - inserts and polyurethane holders

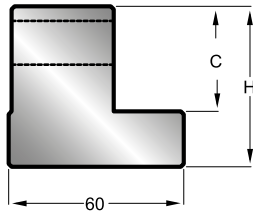


inserti e contenitori nylon - inserts and nylon holders



Supporti matrici - Dies holders - Matrizen halter

IH

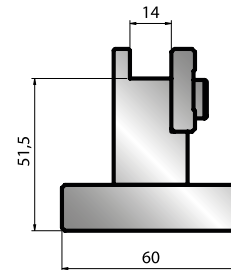


ton/m 100 L=830/412mm

IH

MOD.	H	C	L=830
4006	34	19	kg 9,10
4007	55	34	kg 14,50
931000	39	20	kg 11,10
932000	45	26	kg 12,41
933000	75	56	kg 19,50

HR

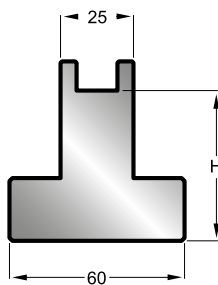


ton/m 100 L=840/420mm

HR

MOD.	H	W	L=840
8160	51,5	25	kg 13,20

IH

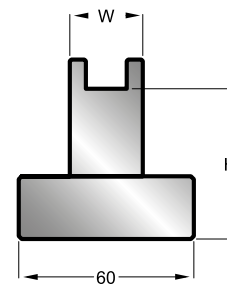


ton/m 100

IH

MOD.	H	L	L=835
80 FIX	51,5	1050	kg 17,10
81 FIX	51,5	1260	kg 8,50
82 FIX	21	1050	kg 20,50
83 FIX	21	1260	kg 10,25

IH



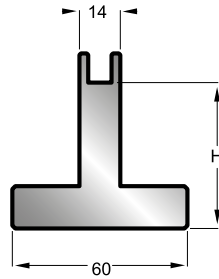
ton/m 100 L=1050/1260

IH

MOD.	H	W	L	L=1050/1260
80 REG	51,5	25	1050	kg 8,50
81 REG	51,5	25	1260	kg 17,10

Supporti matrici - Dies holders - Matrizen halter

IH



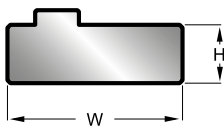
ton/m 100 L=835/1050mm

IH

MOD.	H	L=835
90	30	kg 5,60
91	50	kg 7,60
92	75	kg 8,20

IH

TH

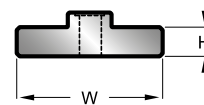



ton/m 100 L=835/415mm

IH

MOD.	H	W	L=835
400000	20	60	kg 8,30

morsetto / rail clamp 400000

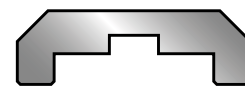


ton/m 100 L=835/415mm

TH

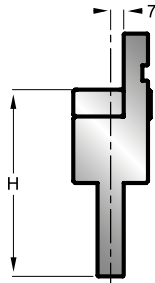
MOD.	H	W	L=835
300000	10	50	kg 3,71

morsetto / rail clamp 300000

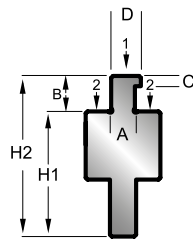


Intermediari - Punch adaptor - Zwischenstucke

IH

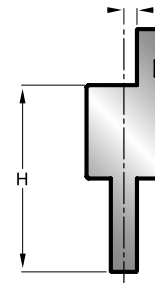


IH



A=
B=
C=
D=
H1=
H2=
Punto di spinta / Loading surface =

IH



IH

MOD.	H	L	Weight
Z1.H100.W	100	150	kg 3,50
Z1.H120.W	120	150	kg 5

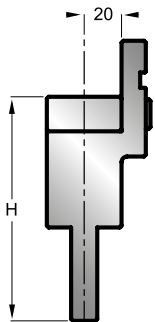
IH

MOD.	L
200.HS	150

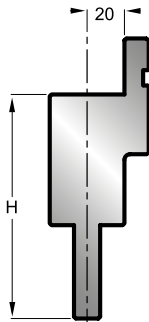
IH

MOD.	H	L	Weight
Z1.H100.S	100	150	kg 4
Z1.H120.S	120	150	kg 5,50

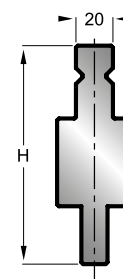
IH



IH



IH



IH

MOD.	H	L	Weight
Z2.H120.W	120	150	kg 5,10
Z2.H150.W	150	150	kg 6,20

IH

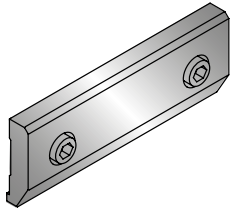
MOD.	H	L	Weight
Z2.H120.S	120	150	kg 5,20
Z2.H150.S	150	150	kg 6,30

IH

MOD.	H	L	Weight
TRU.2000	117	150	kg 3

Accessori - Equipment - Zubehör

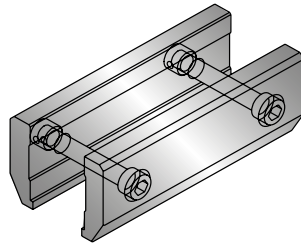
mod. CL.2000.SS



kg 0,86

MOD.	L
CL.2000.SS	150

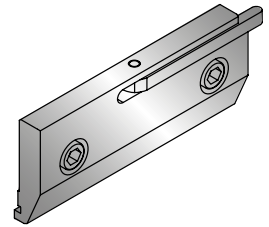
mod. CL.2000.SD



kg 1,80

MOD.	L
CL.2000.SD	150

mod. CL.2000.QR



kg 0,88

MOD.	L
CL.2000.QR	150

Express clamp



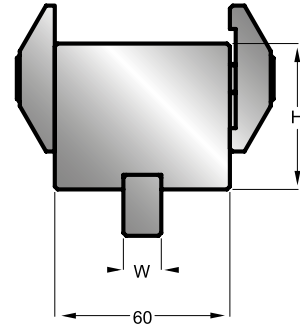
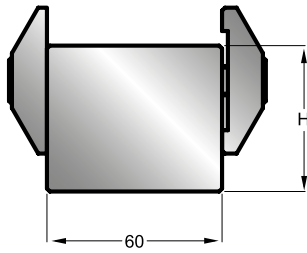
MOD.	H
43817i-2 Mod. Z1 con lardone - Z1 with wedge 2 staffe frontali / 2 front clamp plates	100
43817i Mod. Z1 con lardone - Z1 with wedge 2 staffe frontali e posteriori / 2 front & back clamp plates	100



MOD.	H
43818i-2 Mod. Z2 con lardone - Z2 with wedge 2 staffe frontali / 2 front clamp plates	120
43818i Mod. Z2 con lardone - Z2 with wedge 2 staffe frontali e posteriori / 2 front & back clamp plates	120

IH

IH



IH

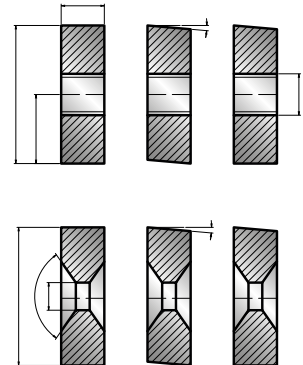
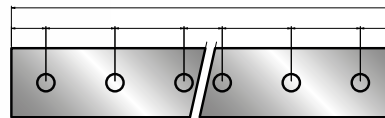
MOD.	H	L=835
PRAMDB.3040	50	kg 28,70
PRAMDB.4055	55	kg 30,70

kg

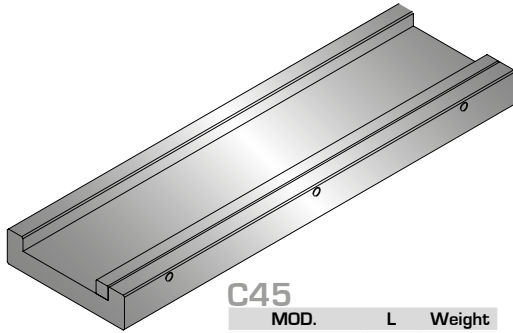
IH

MOD.	H	W	L=835
TRBEDB.3040	50	13	kg 30,40
AMEDB.3045	50	12,7	kg 30,20

Lame da cesoia - Shear blades - Spezielle Einsätze - Schermesser

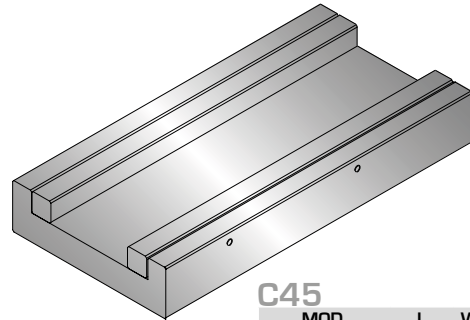


Canalina per matrici-Die Rail



C45

MOD.	L	Weight
60	2100	kg 27
60	2600	kg 34
60	3100	kg 40
60	4100	kg 53



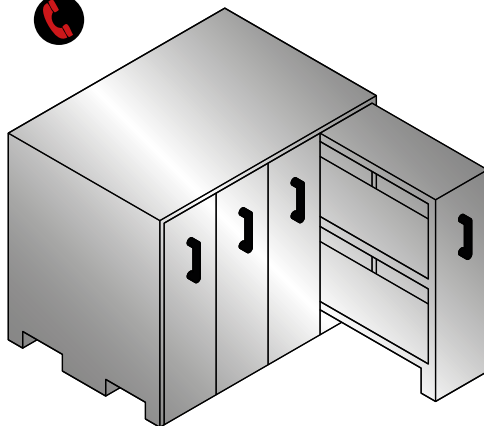
C45

MOD.	L	Weight
60-90	520	kg 13,50
60-90	1050	kg 27,20



Pellicola antigraffio Urethane roll

MOD.	L
0,4x152	30mt
0,8x152	30mt



Armadio portautensili Tooling Cabinet

Stampi Speciali - Special Tools - Spezielle Einstätze

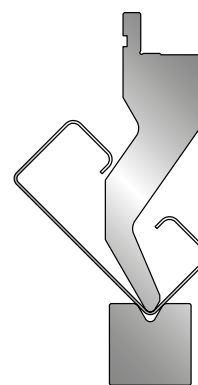
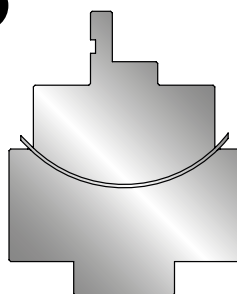
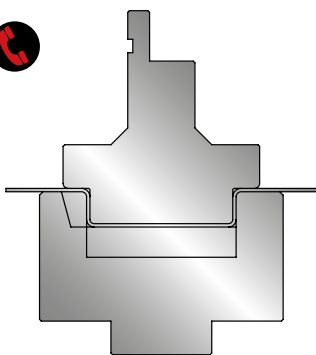
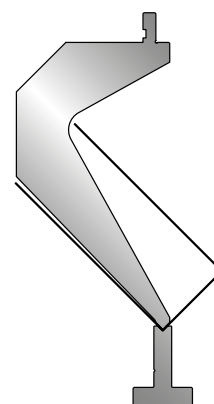
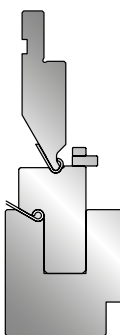
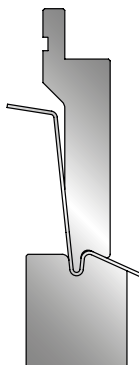
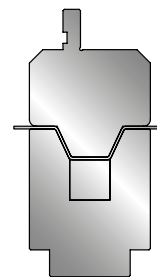
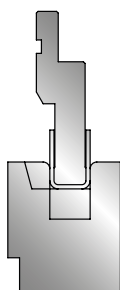
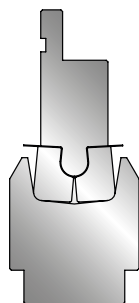


Tabella di piegatura in aria - Air bending force chart - Presskrafttabelle

S	6	8	10	12	16	20	25	32	40	50	63	80	100	125	160	200	250	320	400	500	630	V	
Spessore mm	4	5,5	7	8,5	11	14	17,5	22	28	35	45	55	71	89	113	140	175	226	280	350	450	B	
	1	1,3	1,6	2	2,6	3,3	4	5	6,5	8	10	13	16	20	26	33	41	53	65	83	100	Ri	
0,6	4	4																					
0,8	7	5	4																				
1	11	8	7	6																			
1,2	16	12	10	8	6																		
1,5		17	15	13	9	8																	
2			27	22	17	13	11																
2,5				35	26	21	17	13															
3					38	30	24	19	15														
4						54	42	34	27	21													
5							67	52	42	33	26												
6								75	60	48	38	30											
8									107	85	68	53	43										
10										134	105	85	67	53									
12												120	96	78	60								
15													150	120	95	75							
20														215	170	135	108	85					
25															265	210	170	130	105				
30																300	240	190	150	120			
40																	430	340	270	215			
50																		525	420	340	270		t/m

F

La tabella di piegatura qui sopra raffigurata è basata su acciaio medio con resistenza di 45-50 chilogrammi per millimetro quadrato. Per calcolare la forza approssimativa di piegatura richiesta per piegare altri tipi di materiale utilizzare il fattore di moltiplicazione qui sotto indicato. I valori indicati nelle tabelle sono validi per pieghe a 90°. In caso di pieghe a 30°, la capacità di massimo carico si riduce.

The bending force (Tonnage) figures listed above are based on mild steel with a tensile strength of 45/50 kilograms per square millimeter. To calculate the approximate bending force (tonnage) requirements of other materials, please use the multipliers listed. The mentioned values are valid for 90° bending. At coining with 30° degree, the max loading capacity is reduced.

Die oben angegebene Abkantkraft (Ton.) gilt für Normalstahl mit einer Zugfestigkeit von 45-50 kg/mm². Um die entsprechende Abkantkraft für andere Materialien zu berechnen, benutzen Sie bitte die angegebenen Multiplikatoren. Die angegebenen Werte sind das Biegen für 90° gültig. Beim Prägen mit 30° Matrizen ist die max. Belastbarkeit reduziert.

Formula Standard per selezionare l'apertura del "V"
 Standard formulas as for selecting a V-opening
 Standardformel zur festlegung der V-Öffnung

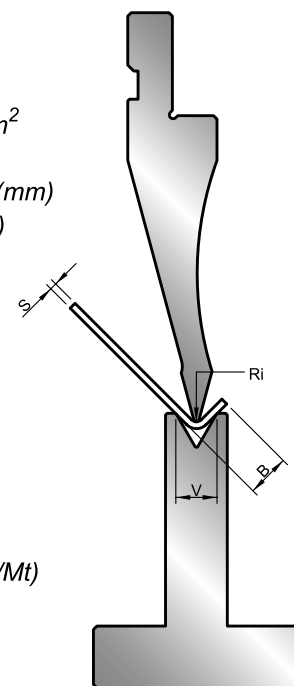
Spessore materiale (mm) Material thickness (mm) Blechdicke (mm)	0.5 - 2.5	3.0 - 8	9 - 10	12 - 30
Larghezza V V - opening V- Öffnung	S x 6	S x 8	S x 10	S x 12

Ottone dolce Soft Brass Weiches Messing	Ton x mt x 50%
Alluminio dolce Soft Aluminium Weiches Aluminium	Ton x mt x 50%
Lega di Alluminio trattato Heat Treated Aluminium Alloy Wärmebehandelte Aluminiumlegierung	Ton x mt x 150%
Acciaio Inox Stainless Steel Rostfreier Stahl	Ton x mt x 150%

S = Spessore del materiale 45Kg/m²
 F = Forza per 1 metro (Ton/Mt)
 Ri= Raggio interno di piegatura (mm)
 B = Lunghezza bordo minimo (mm)
 V = Larghezza del V (mm)

S = Material thickness (45Kg/m²)
 F = Force per meter (Ton/Mt)
 Ri= Inside Radius (mm)
 B = Minimum Bend length (mm)
 V = V - Opening (mm)

S = Blechdicke in mm:
Zugfestigkeit ca. 45Kg/m²
 F = Erforderliche Press Kraft (Ton/Mt)
 Ri= Produktinnenradius (mm)
 B = Kürzeste Schenkellänge (mm)
 V = V - Öffnung (mm)



TOOLSPRESS IN THE WORLD



Tp Tooling srl - Via Argini, 17 - S. Maria del Piano - 43037 Lesignano de' Bagni - Parma - ITALY
Tel: +39 0521 850510 - Fax: +39 0521 850796
E-mail: sales@toolspress.com
Skype: sales.toolspress

www.toolspress.com